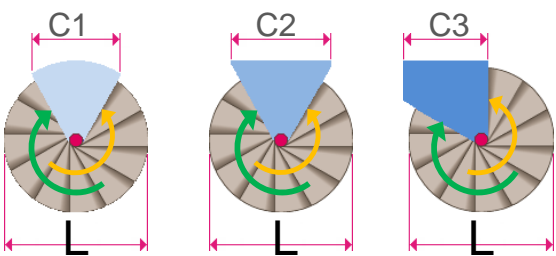


VIP

DIAMETRI E PIANEROTTOLI, DIAMETERS AND LANDINGS, DIAMÈTRES ET PALIERS

FORO, WELL, TRÉMIE

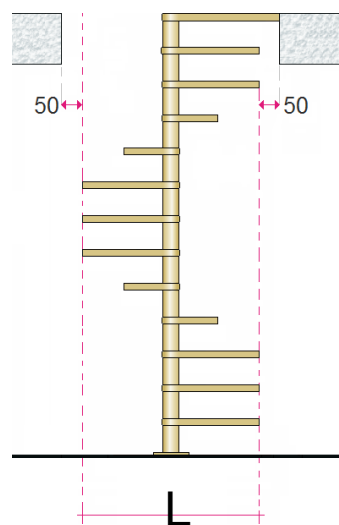


C2

C3

VIP

L	C1	C2	C3
1100	622	729	601
1200	675	787	649
1300	722	846	696
1400	773	904	743
1500	823	962	791
1600	873	1021	838
1700	924	1080	886
1800	973	1134	956
1900	1023	1193	1012
2000	1073	1251	1040



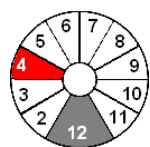
Diametri disponibili, senso di salita, forme e possibili pianerottoli d'arrivo con dimensione d'uscita per scale a pianta circolare e a pianta quadra.

Available diameters, staircase rotation, shapes and possible arrival landings with exit dimension for round and well staircases.

Diamètres disponibles, sens de rotation, formes et possibles paliers d'arrivée avec dimension de sortie pour escaliers rondes ou carrés.

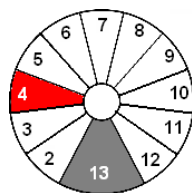
APERTURA GRADINI, TREADS OPENING, OUVERTURE DES MARCHES

FISSAGGIO ARRIVO SBARCO, FIXING OF THE ARRIVAL LANDING, FIXATION DU PALIER D'ARRIVÉE



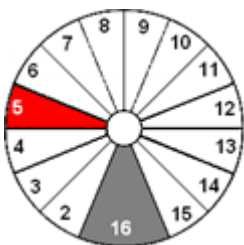
L 1100 ÷ 1300

Y = 30°



L 1400 ÷ 1600

Y = 27°

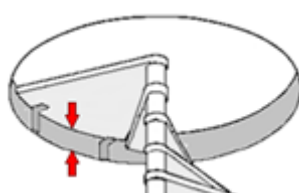


L 1700 ÷ 1800

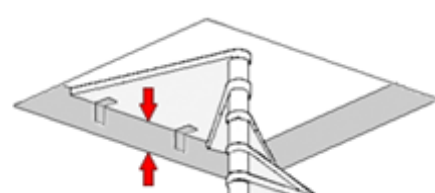
Y = 25,5°

L 1900 ÷ 2000

Y = 22,5°



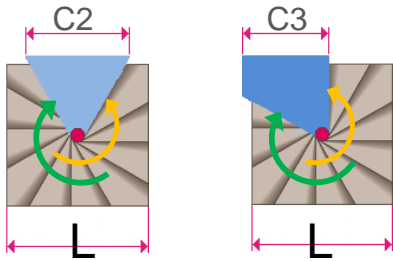
MIN 210



MIN 210

VIP

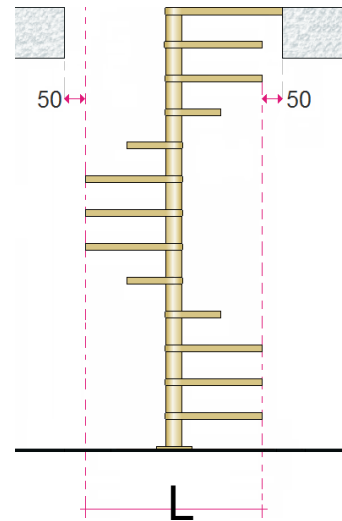
DIAMETRI E PIANEROTTOLI, DIAMETERS AND LANDINGS, DIAMÈTRES ET PALIERS



VIP Q

Ø	C2	C3
1100	729	601
1200	787	649
1300	846	696
1400	904	743
1500	962	791
1600	1021	838

FORO, WELL, TRÉMIE

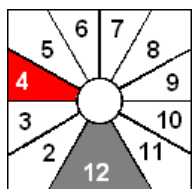


Diametri disponibili, senso di salita, forme e possibili pianerottoli d'arrivo con dimensione d'uscita per scale a pianta circolare e a pianta quadra.

Available diameters, staircase rotation, shapes and possible arrival landings with exit dimension for round and well staircases.

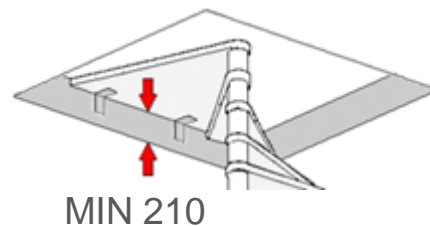
Diamètres disponibles, sens de rotation, formes et possibles paliers d'arrivée avec dimension de sortie pour escaliers rondes ou carrés.

APERTURA GRADINI, TREADS OPENING, OUVERTURE DES MARCHES



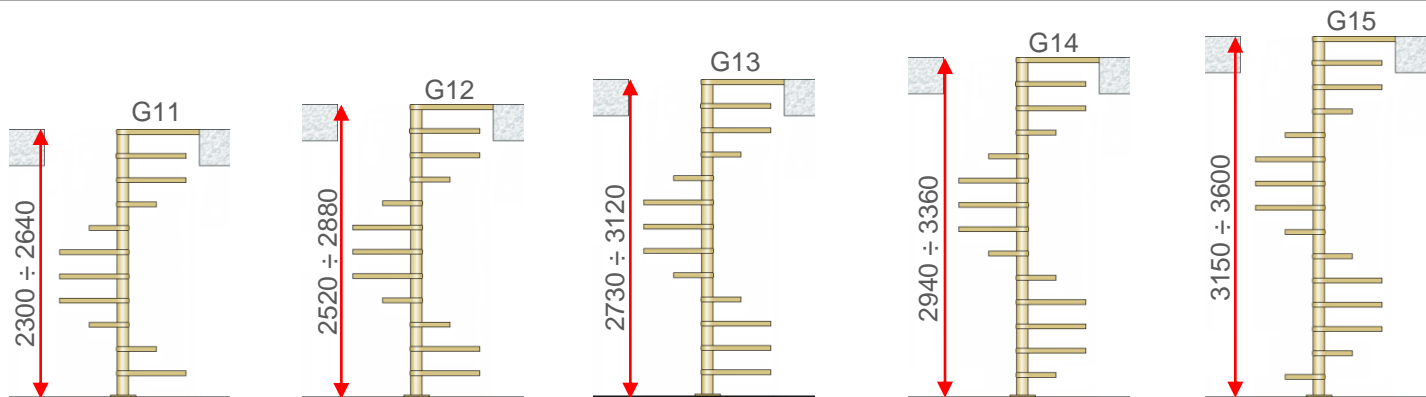
L 1400 ÷ 1600
Y = 30°

FISSAGGIO ARRIVO SBARCO, FIXING OF THE ARRIVAL LANDING, FIXATION DU PALIER D'ARRIVÉE

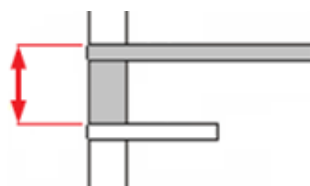


VIP

ALTEZZE E NUMERO GRADINI, FLOOR HEIGHTS AND TREADS NUMBER, HAUTEURS ET NOMBRE DES MARCHES - G11 ÷ G...



MIN 205 ÷ MAX 240



CARATTERISTICHE, FEATURES, CARACTÉRISTIQUES

CORRIMANO PELLICOLATO LEGNO
TIMBER EFFECT FOR THE HANDRAIL
MAIN COURANTE EFFET BOIS

ESSENZA FAGGIO
BEECH WOOD
ESSENCE HÊTRE

RINGHIERA COLONNE Ø 22mm
BANISTER WITH SPINDLES Ø 22mm
GARDE-CORPS AVEC COLONNETTES Ø 22mm

PALO LEGNO
WOOD CENTRAL POLE
POTEAU OU HÊTRE

PORTATA 200 Kg/m²
LOAD 200 Kg/m²
PORTÉE 200 Kg/m²

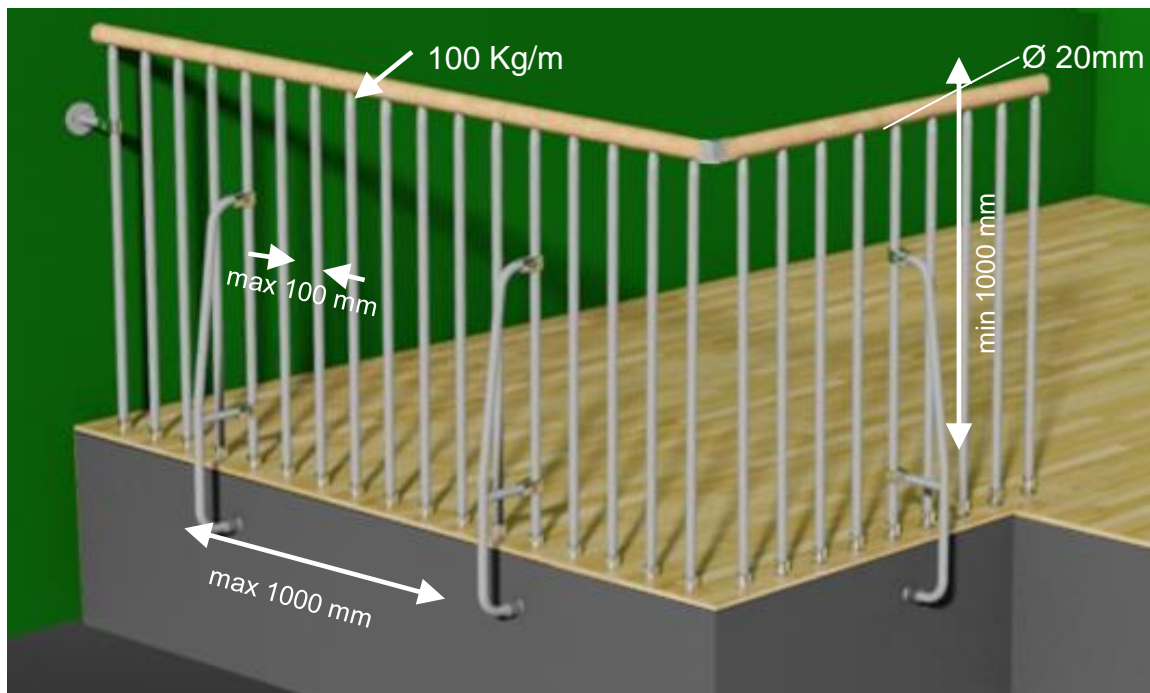
SENSO DI SALITA: ORARIO E ANTIORARIO
USO INTERNO
STAIRCASE ROTATION: CLOCKWISE AND ANTICLOCKWISE
INTERNAL USE
SENS DE MONTÉE: HORAIRE OU ANTI-HORAIRE
USAGE INTÉRIEUR

VIP

VIP Q

VIP

BALAUSTRE PROTEZIONE FORO, FLOOR PROTECTION BALUSTRADE, GARDE-CORPS ÉTAGE POUR LA TRÉMIE



CORRIMANO EFFETTO LEGNO - Timber effect for the handrail - Main courante effet bois



NOCE
CHESTNUT
NOYER



NATURALE
NATURAL
NATURELLE



GRIGIO * SOLO FOX GREY
GREY * FOX GREY ONLY
GRIS * SEULEMENT FOX GREY

VIP

COLORS - Faggio, Beech, Hêtre, Buche, Haya



252
Noce medio
Light chestnut
Nussbaumholz
Noyer moyen
Nogal medio

253
Naturale
Natural
Naturbuchenholz
Couleur naturelle
Natural

COLORS METAL



90 RG
Bianco raggrinzato
Wrinkled White
Blanc granité
Weiss runzlig
Blanco arrugado

95 RG
Nero raggrinzato
Wrinkled Black
Noir granité
Schwarz runzlig
Negro arrugado

97 RG
Grigio raggrinzato
Wrinkled Grey
Gris granité
Grau runzlig
Gris arrugado