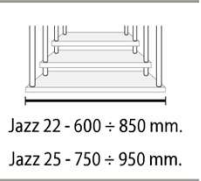
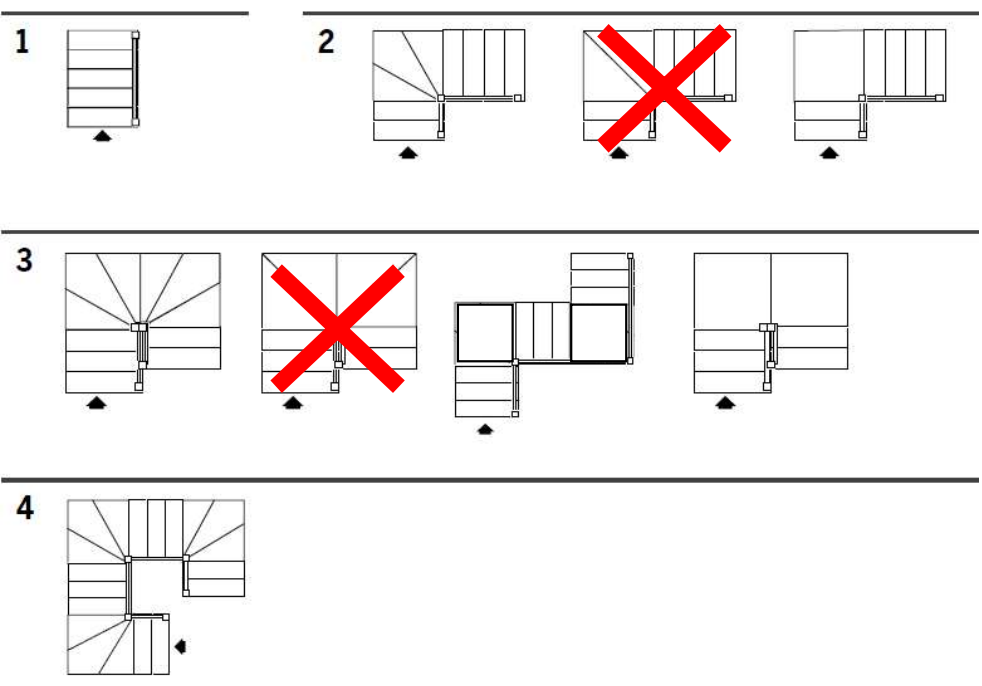


Forme · Formes · Shapes · Formen · Formas



	G10	G11	G12	G13	G14	G15	G16	G17
h	h	h	h	h	h	h	h	h
	1905	2075	2245	2415	2585	2755	2925	3095
	2555	2790	3025	3260	3495	3730	3965	4200



JAZZ

LE FORME DELLA RINGHIERA
Type of banister - Types des garde-corps -
Arten von Geländern Tipos des barandilla



SC



CZ



FX



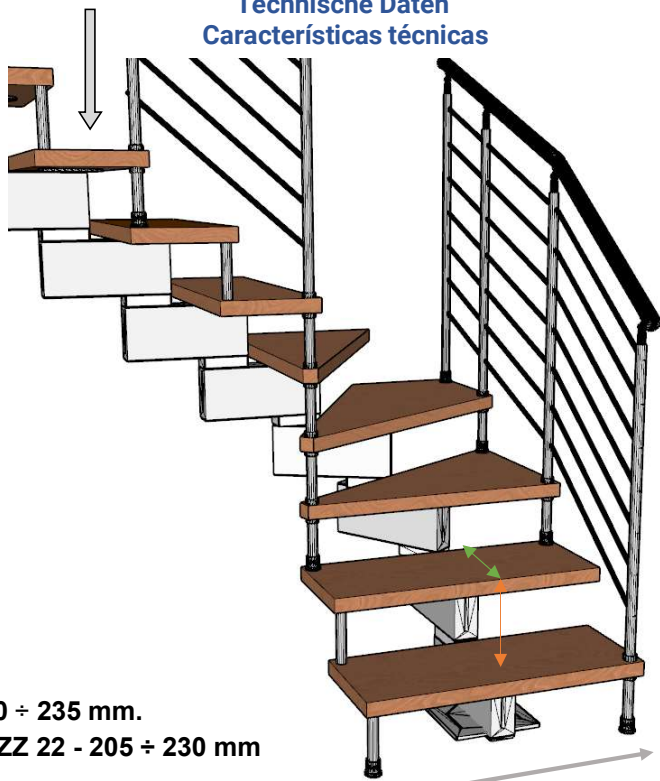
CHROME

JAZZ

Caratteristiche tecniche

Technical specifications
Spécifications techniques
Technische Daten
Características técnicas

400
Kg/m²



A 170 ÷ 235 mm.
P JAZZ 22 - 205 ÷ 230 mm
JAZZ 25 - 220 ÷ 250 mm

JAZZ 22 600÷850 mm
JAZZ 25 750÷950 mm

Tipologie di legno disponibili

Type of Wood
Type de bois
Holzart
Tipo de madera



FagGIO
Beech
Hêtre
Buche
Haya

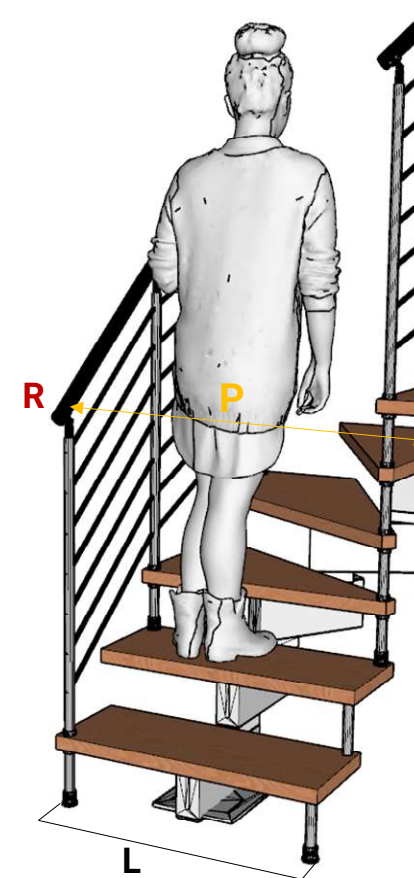


Rovere
Oak
Chêne
Eiche
Roble

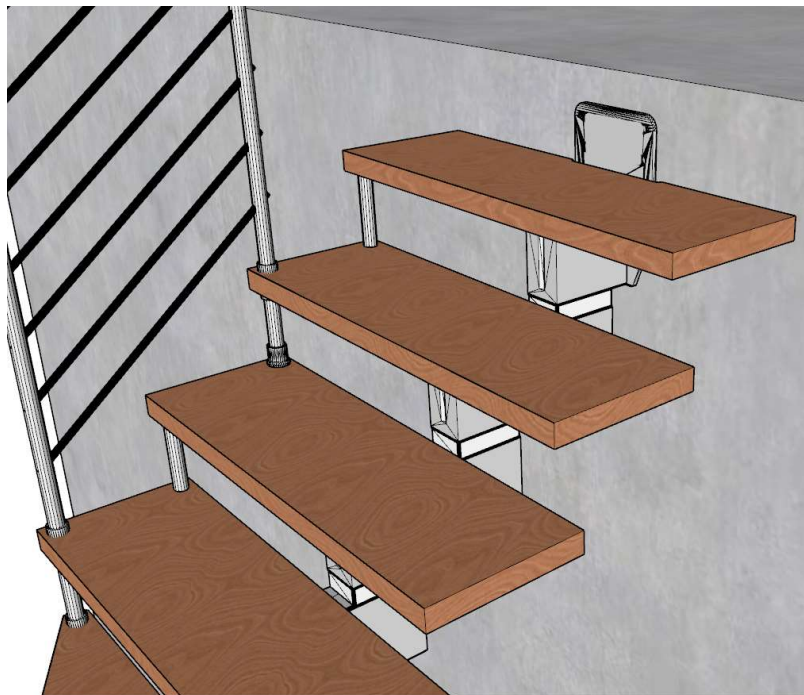
Calcolo passaggio utile

Useful passage - passage utile
nützliche Passage - Pasaje útil

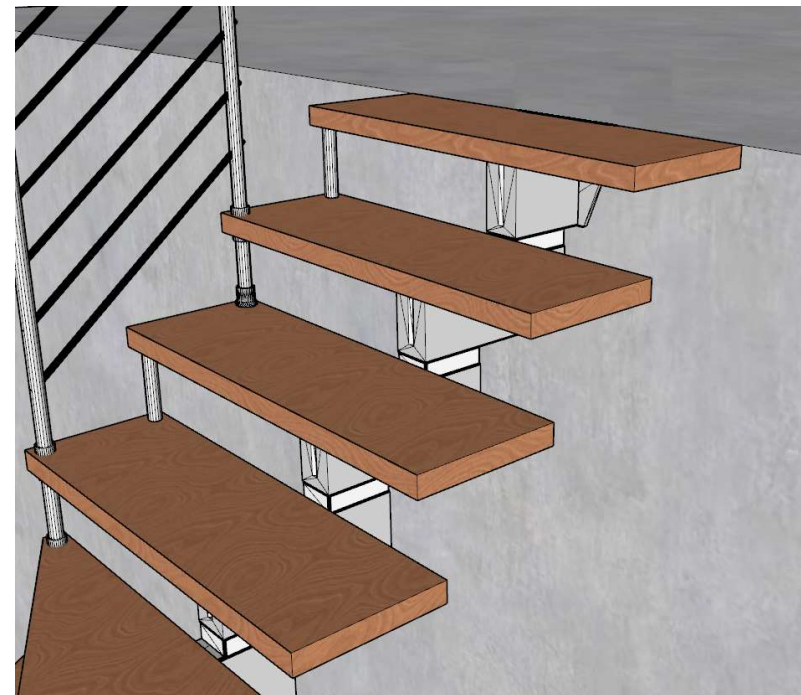
$$L - R (53 \text{ mm}) = P$$



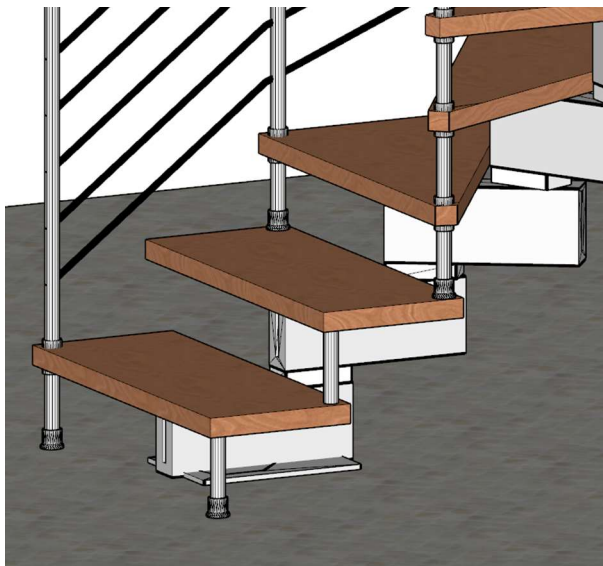
ARRIVO CON ALZATA
ARRIVAL WITH RISER
ARRIVÉ AVEC HAUTEUR
ANKUNFT MIT STEIGUNG
LLEGADA CON CONTRAHUELLA



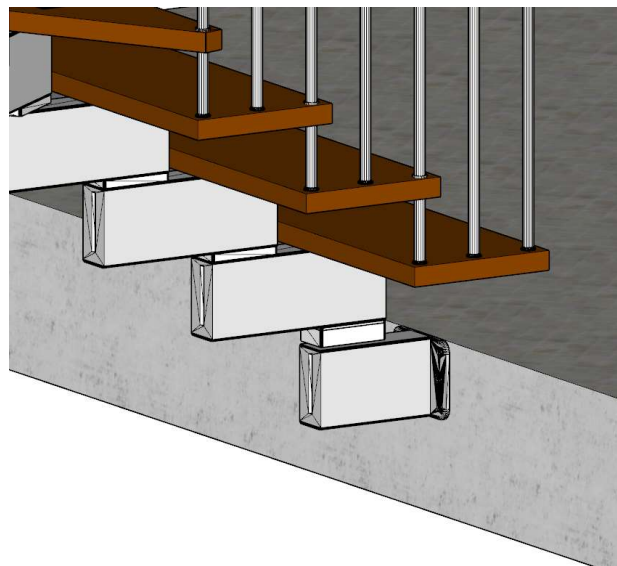
ARRIVO PARI PAVIMENTO
ARRIVAL AT SAME FLOOR LEVEL
ARRIVÉE AU MÊME NIVEAU DU SOL
ERREICHUNG GLEICHEN NIVEAU DES BODENS
LLEGADA MISMO NIVEL QUE EL SUELO



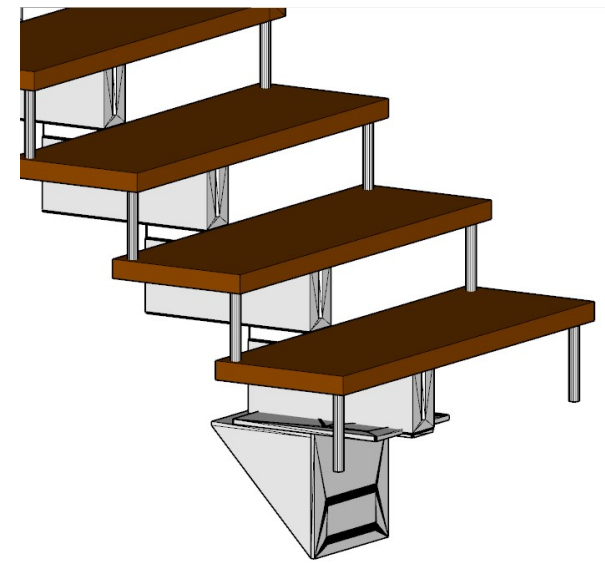
PARTENZA DA PAVIMENTO
FLOOR DEPARTURE
DÉPART DU SOL
ABGANG VOM BODEN
SALIDA DESDE EL SUELO



PARTENZA A SOLETTA
DEPARTURE FROM SOLOTHURN
DÉPART DE SOLEURE
ABFAHRT VON SOLOTHURN
SALIDA DESDE SOLOTHURN



PARTENZA A SBALZO
CANTILEVER DEPARTURE
DÉMARRAGE EN PORTE-À-FAUX
ÜBERHANGSTART
ARRANQUE EN VOLADIZO



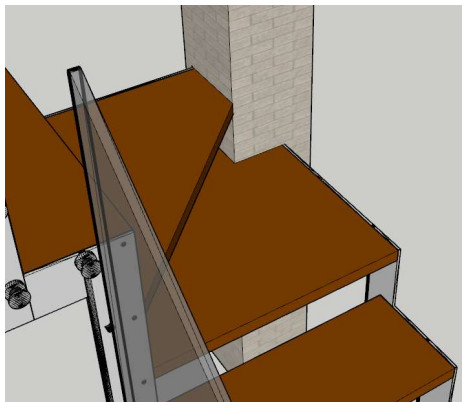
(OPTIONAL)

Corrimano a muro
Wall handrail
Main courante murale
Wandhandlauf
Pasamanos de pared




JAZZ

Angolo per pilastro (max 3 gradini)
Corner for Pillar (max 3 steps)
Angle pour Poteau (max 3 marches)
Winkel pro Säule (Max 3 Sufen)
Angulo por pilar (máximo 3 escalones)



Led



Soglia
Threshold
Seuil
Schwellenwert
Umbral

