

**Sistema integrato**

L'impianto elettrico a 12 volt è totalmente integrato nella scala.

**Attivazione automatica dell'illuminazione**

Due sensori attivano l'accensione, non si richiede alcun pulsante.

**Sensori luce ambiente**

L'accensione si attiva solo in situazione di luce prestabilita e selezionata dall'utente.

**Sorgente luminosa LED**

Basso consumo, con intensità e colore (RGB system) regolabili da telecomando.

**Attivazione timer**

Tempo di attivazione luci al passaggio sulla scala.

**Luce di emergenza**

Una batteria garantisce l'illuminazione in caso di blackout elettrico.

**Più sicurezza per tutti**

La luce di emergenza estende l'illuminazione all'ambiente circostante.

**Telecomando**

Colori ed intensità della luce, accensione e spegnimento manuale.

**Système intégré**

Le système électrique à 12 volt est complètement intégré dans l'escalier

**Activation automatique de l'éclairage**

L'allumage s'active par deux capteurs sans interrupteurs externes.

**Capteurs lumière**

L'allumage s'active uniquement selon les paramètres choisis par l'utilisateur.

**Système éclairage LED**

Faible consommation d'énergie, options pour régler l'intensité et la couleur (RGB System) par une télécommande.

**Activation du timer**

Réglage du temps d'activation des led pour le passage sur l'escalier.

**Lumière d'urgence**

Une batterie fournit l'éclairage en cas de panne d'électricité.

**Plus sécurité pour tous**

La lumière d'urgence éclaire la pièce.

**Télécommande**

Pour régler les couleurs et l'intensité, l'allumage et le coupage manuel.

**Integrated system**

The electric system of 12 volt is totally integrated into the stair

**Automatic lighting activation**

The lighting occurs by two sensors, without external switch.

**Lighting sensors**

The lighting will be activated according to the parameters defined by the user.

**LED light system**

Low consumption, colour and intensity adjustment (RGB System) by remote control.

**Timer activation**

The lighting activation to be settled during the stair crossing.

**Emergency light**

A battery will assure the light in case of electric blackout.

**More security for everybody**


The emergency headlamp lights the environment.

**Remote control**

To regulate the colours and the light intensity, the manual switch on /off.



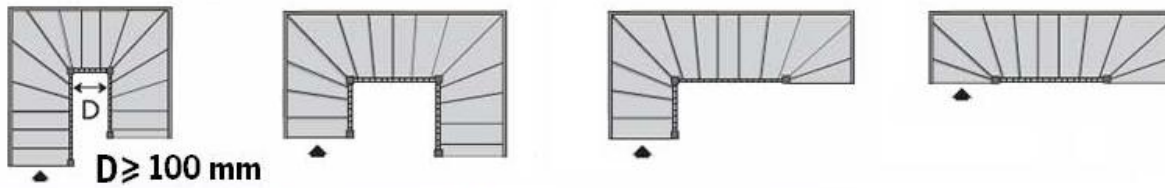
1



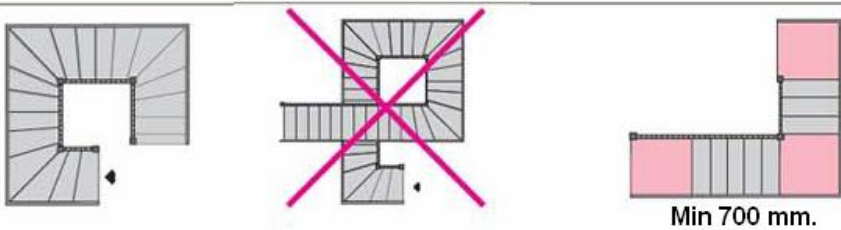
2



3



4



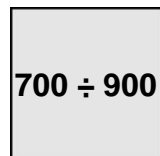
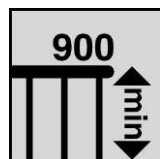
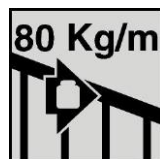
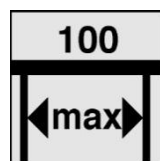
Legenda  
Key  
Légende  
Zeichenerklärung  
Leyenda

a: alzata  
a: riser  
a: Hauteur  
a: Tritthöhe/Steigung  
a: Conrahuella

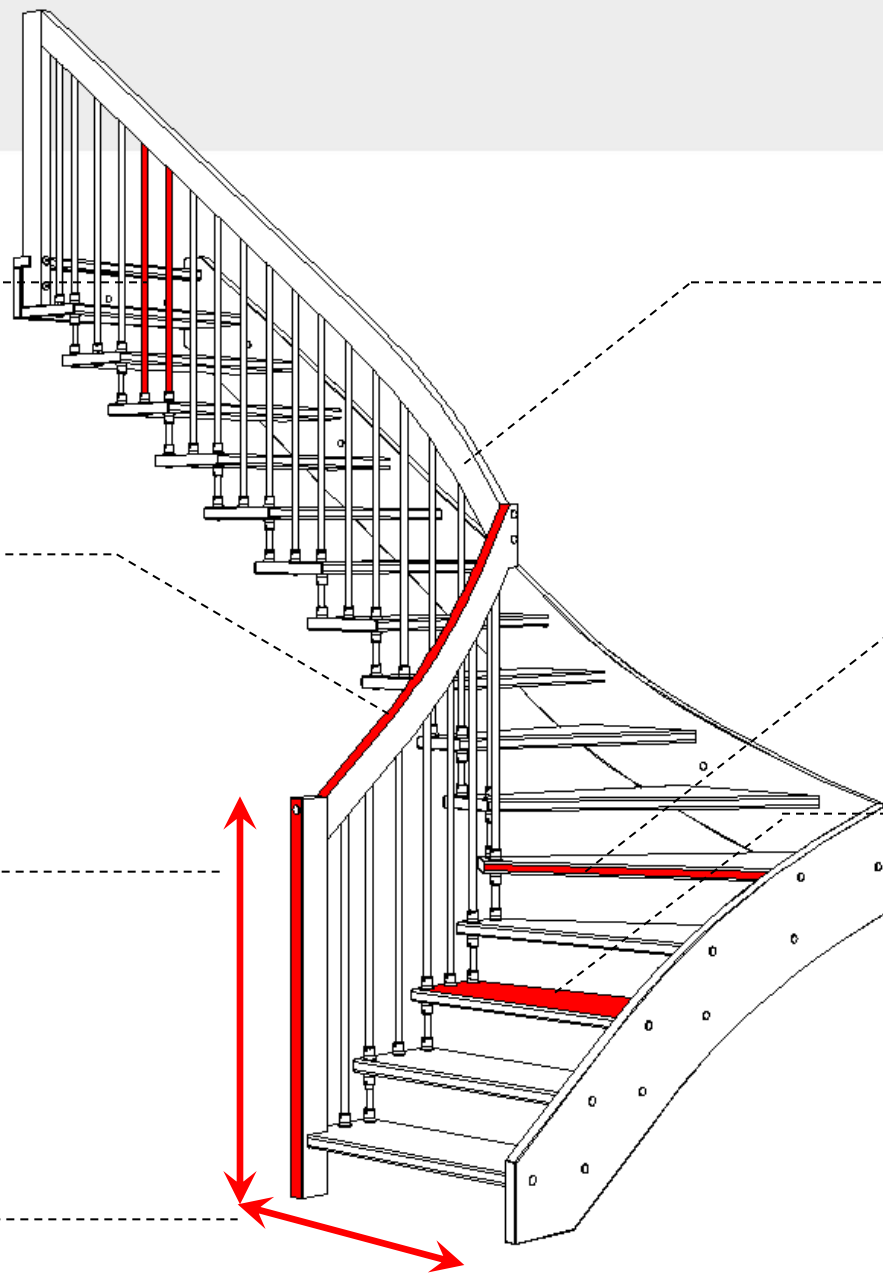
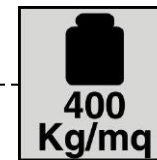
P: pedata  
P: step  
P: giron  
P: Trittfläche  
P: huella

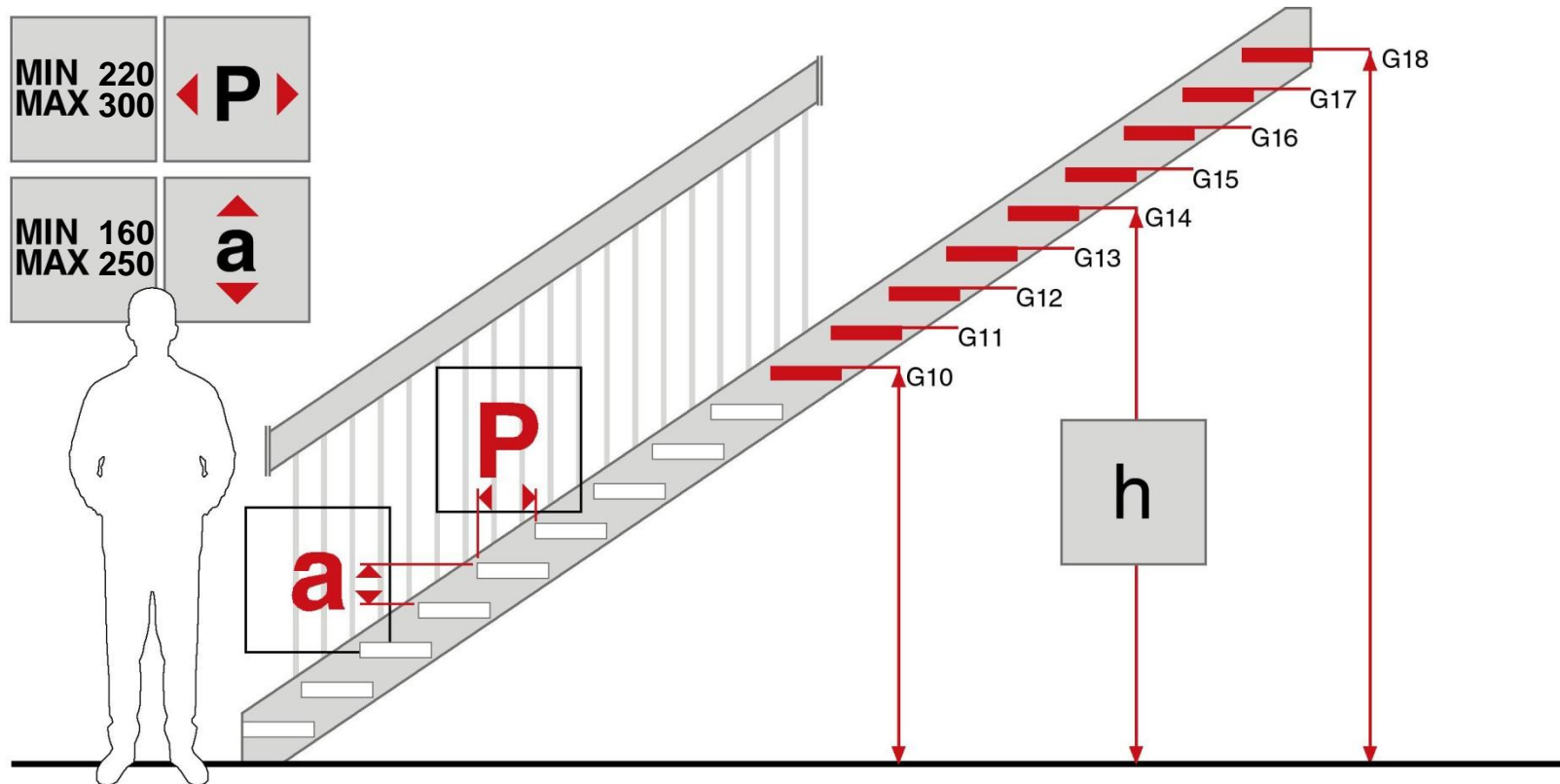
G: gradino  
G: tread  
G: Marche  
G: Stufe  
G: Peldano

H: altezza  
H: high  
H: Hauteur  
H: Hoehe  
H: Altura

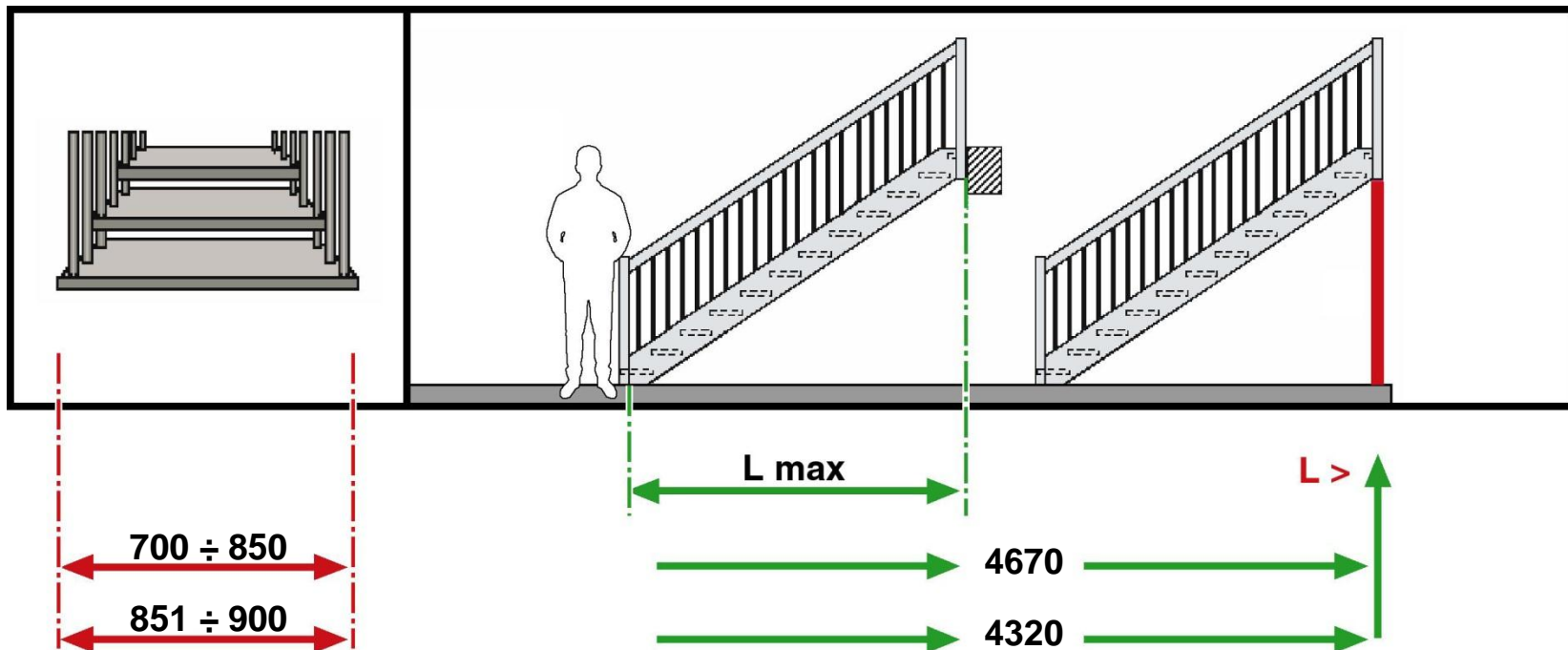


105x50



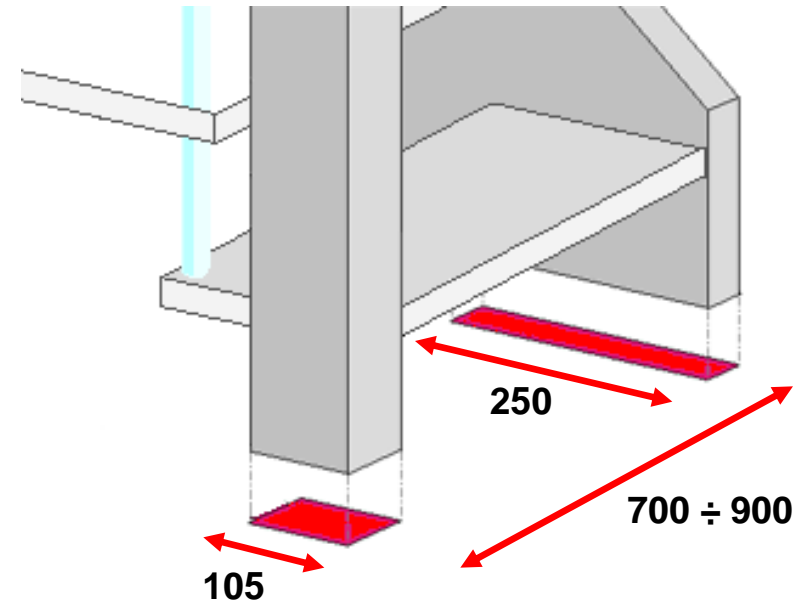
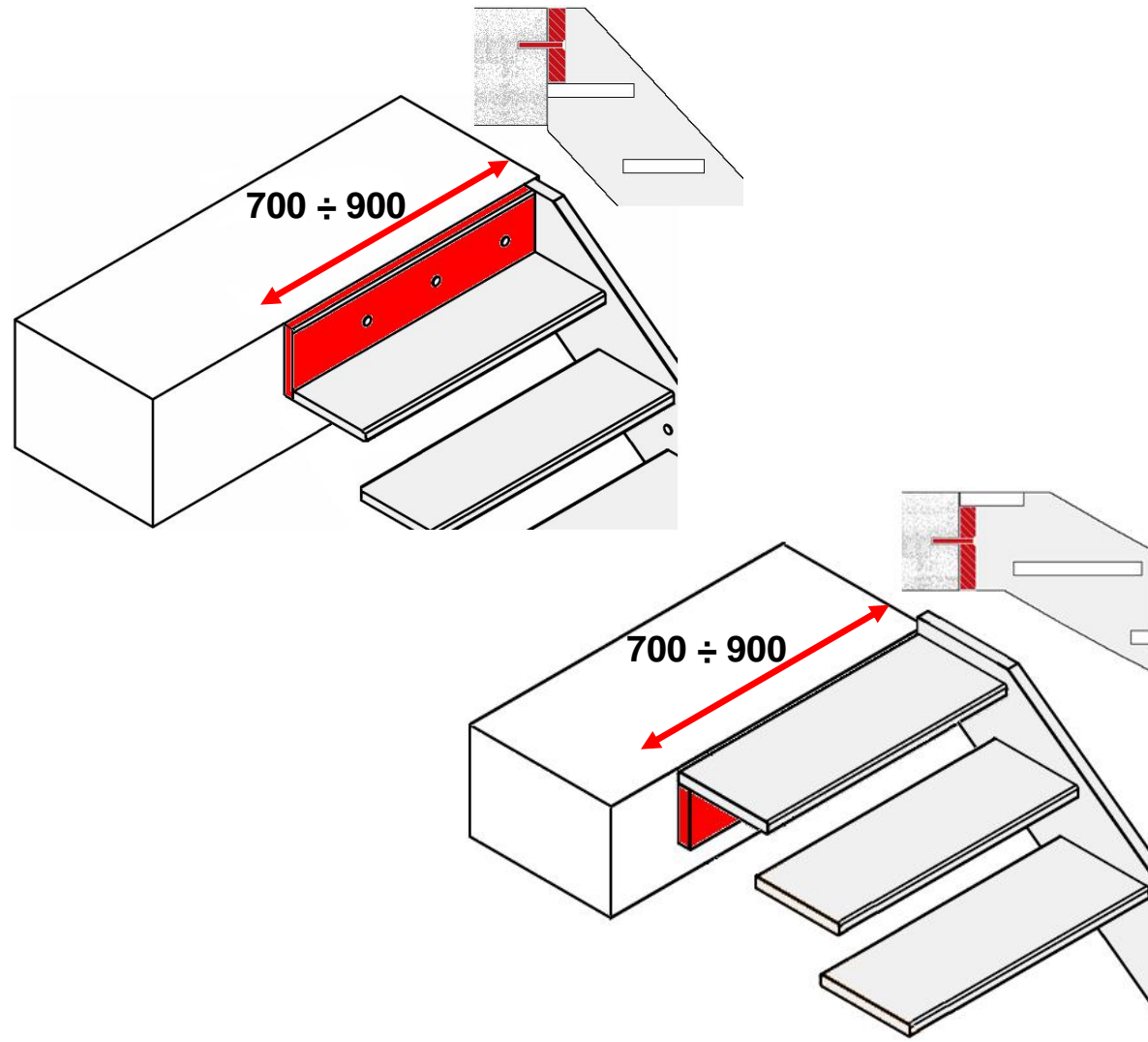


G10	G11	G12	G13	G14	G15	G16	G17	G18
h	h	h	h	h	h	h	h	h
1870	2040	2210	2380	2550	2720	2890	3060	3230
2310	2520	2730	2940	3150	3360	3570	3780	3990



<b>a</b>	<b>h</b>	<b>h</b>	<b>h</b>	<b>h</b>	<b>h</b>	<b>h</b>	<b>h</b>	<b>h</b>	<b>h</b>	<b>h</b>	<b>h</b>	<b>h</b>	<b>h</b>	<b>h</b>
	<b>G3</b>	<b>G4</b>	<b>G5</b>	<b>G6</b>	<b>G7</b>	<b>G8</b>	<b>G9</b>	<b>G10</b>	<b>G11</b>	<b>G12</b>	<b>G13</b>	<b>G14</b>	<b>G15</b>	<b>h</b>
<b>170</b>	250	420	590	760	930	1100	1270	1440	1610	1780	1950	2120	2290	
<b>180</b>	270	450	630	810	990	1170	1350	1530	1710	1890	2070	2250	2430	
<b>190</b>	290	480	670	860	1050	1240	1430	1620	1810	2000	2190	2380	2570	
<b>200</b>	310	510	710	910	1110	1310	1510	1710	1910	2110	2310	2510	2710	
<b>210</b>	330	540	750	960	1170	1380	1590	1800	2010	2220	2430	2640	2850	





FAGGIO, BEECH,

1060 mm

105 x 50 mm

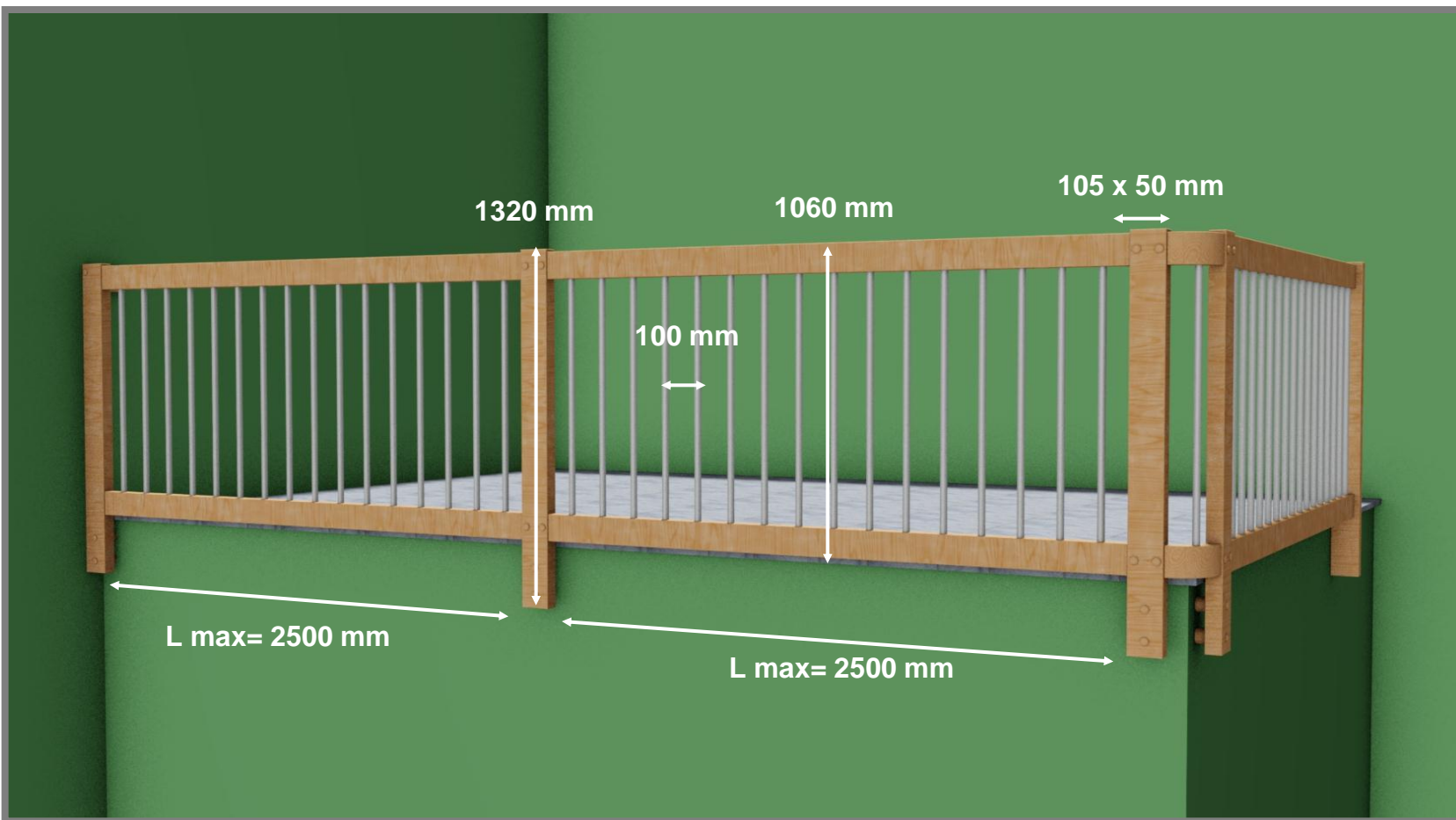
100 mm

L max= 2500 mm

L max= 2500 mm

80 x 80 mm

ABETE, FIR





## COLORS - Faggio, Beech, Hêtre, Buche, Haya

<b>252</b> Noce medio Light chestnut Nussbaumholz Noyer moyen. Nogal medio.	<b>253</b> Naturale Natural Naturbuchenholz Couleur naturelle Natural	<b>258</b> Rovere Oak Eichenholz Couleur rouvre Roble	<b>287</b> Ciliegio Cherry stain Kirschholz Couleur cerisier Color cerezo	<b>289</b> Doussié Doussié Doussié Doussié Doussié
<b>311</b> Sbiancato Whitened wood. Bleichesholz. Blanchi. Madera blanqueada	<b>312</b> Wenghè Wenghè Wenghè Wenghè Wenghè	<b>400</b> Grigio Grey Gru Gris Gris	<b>410</b> Cacao Cacao Kakao Cacao Cacao	<b>420</b> Sabbia Sand Sandfarben Sable Arena
<b>430</b> Tortora Dove grey Taubengrau Gris tourterelle Gris ceniciento	<b>401 DEC</b> Grigio Grey Gru Gris Gris	<b>411 DEC</b> Cacao Cacao Kakao Cacao Cacao	<b>421 DEC</b> Sabbia Sand Sandfarben Sable Arena	<b>431 DEC</b> Tortora Dove grey Taubengrau Gris tourterelle Gris ceniciento

## METAL COLORS

<b>RAL 9001</b> Bianco White Weiss Blanc Blanco	<b>95 RG</b> Raggrinzato Wrinkled black Schwarz runzlig Noir granité Negro arrugado	<b>97 RG</b> Grigio raggrinzato Wrinkled Grey Grau runzlig Gris granité Gris arrugado	<b>RAL 9007</b> Grigio metallizzato Metal grey Aluminium Grau Gris aluminium Gris aluminio	<b>RAL 5002</b> Blu Blue Blau Bleu Azul
<b>RAL 6026</b> Verde Green Gru Vert Verde	<b>RAL 3000</b> Rosso Red Rot Rouge Rojo	<b>RAL 1021</b> Giallo Yellow Gelb Jaune Amarillo	<b>RAL 2011</b> Arancio Orange Orange Orange Naranja	<b>RAL 4002</b> Viola Violet Violett Violet Violeta
<b>RAL 3005</b> Bordeaux Bordeaux Bordeaux Bordeaux Burdeous	<b>RAL 7021</b> Grigio scuro Dark grey Dunkel Grau Gris foncé Gris oscuro	<b>Cromo</b> Lucido Chromium-plated Verchromt Chromé Cromado <small>(solo per ringhiera)</small> <small>(only for banister)</small> <small>(nur für Geländer)</small> <small>(seulement pour Garde-Corps escalier)</small> <small>(solo por barandilla)</small>	<b>INOX</b> Satinato Glazed Satinierte Satiné Satinado	