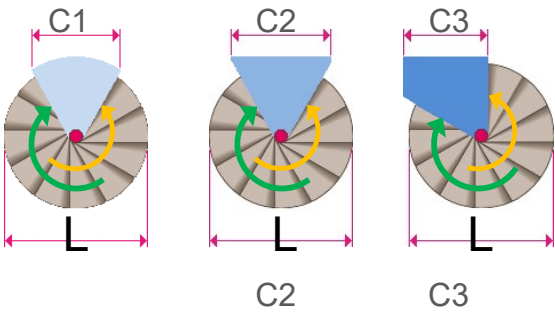


GHIBLI

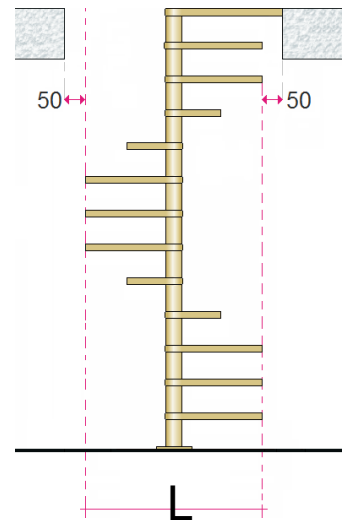
DIAMETRI E PIANEROTTOLI, DIAMETERS AND LANDINGS, DIAMÈTRES ET PALIERS

FORO, WELL, TRÉMIE



GHIBLI

L	C1	C2	C3
1100	622	729	601
1200	675	787	649
1300	722	846	696
1400	773	904	743
1500	823	962	791
1600	873	1021	838
1700	924	1080	886
1800	973	1134	956
1900	1023	1193	1012
2000	1073	1251	1040



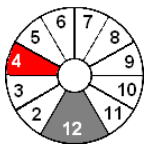
Diametri disponibili, senso di salita, forme e possibili pianerottoli d'arrivo con dimensione d'uscita per scale a pianta circolare e a pianta quadra.

Available diameters, staircase rotation, shapes and possible arrival landings with exit dimension for round and well staircases.

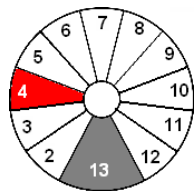
Diâmètres disponibles, sens de rotation, formes et possibles paliers d'arrivée avec dimension de sortie pour escaliers rondes ou carrés.

APERTURA GRADINI, TREADS OPENING, OUVERTURE DES MARCHES

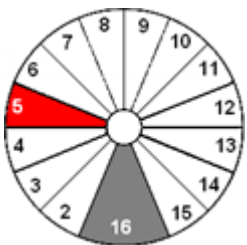
FISSAGGIO ARRIVO SBARCO, FIXING OF THE ARRIVAL LANDING, FIXATION DU PALIER D'ARRIVÉE



L 1100 ÷ 1300
Y = 30°

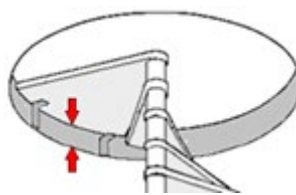


L 1400 ÷ 1600
Y = 27°

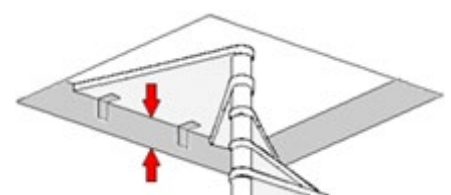


L 1700 ÷ 1800
Y = 25,5°

L 1900 ÷ 2000
Y = 22,5°



MIN 210

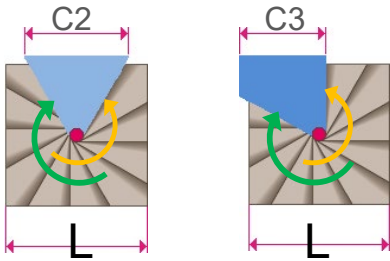


MIN 210

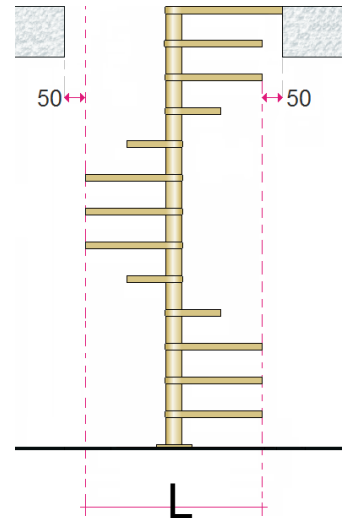
GHIBLI

DIAMETRI E PIANEROTTOLI, DIAMETERS AND LANDINGS, DIAMÈTRES ET PALIERS

FORO, WELL, TRÉMIE



L	C2	C3
1120	729	601
1220	787	649
1320	846	696
1420	904	743
1520	962	791
1620	1021	838



GHIBLI Q

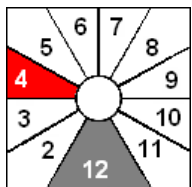
Diametri disponibili, senso di salita, forme e possibili pianerottoli d'arrivo con dimensione d'uscita per scale a pianta circolare e a pianta quadra.

Available diameters, staircase rotation, shapes and possible arrival landings with exit dimension for round and well staircases.

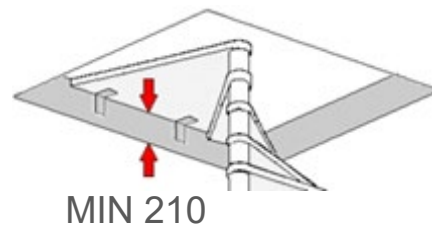
Diamètres disponibles, sens de rotation, formes et possibles paliers d'arrivée avec dimension de sortie pour escaliers ronds ou carrés.

APERTURA GRADINI, TREADS OPENING, OUVERTURE DES MARCHES

FISSAGGIO ARRIVO SBARCO, FIXING OF THE ARRIVAL LANDING, FIXATION DU PALIER D'ARRIVÉE



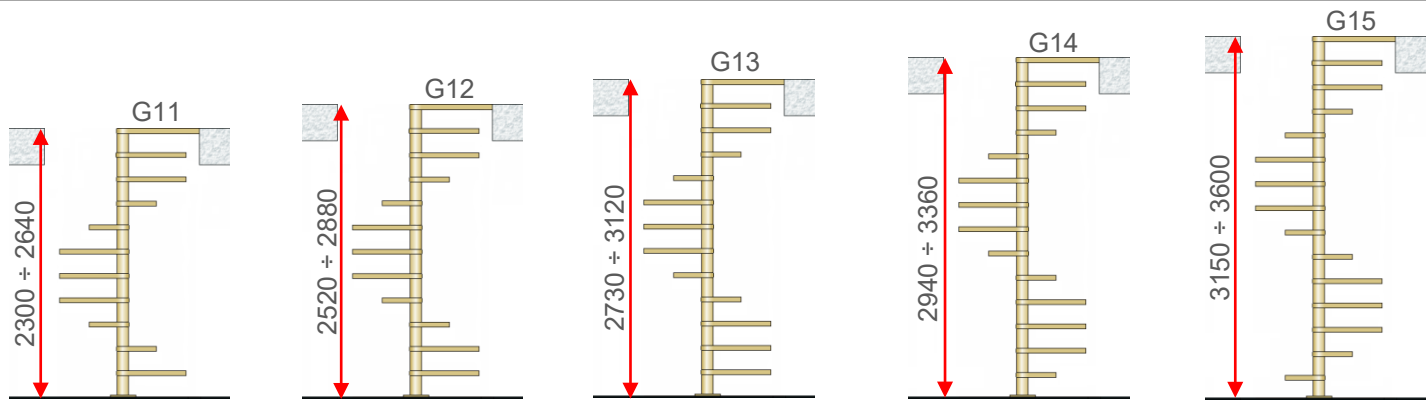
L 1120 ÷ 1620
Y = 30°



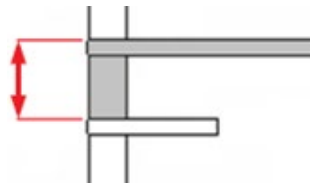
MIN 210

GHIBLI

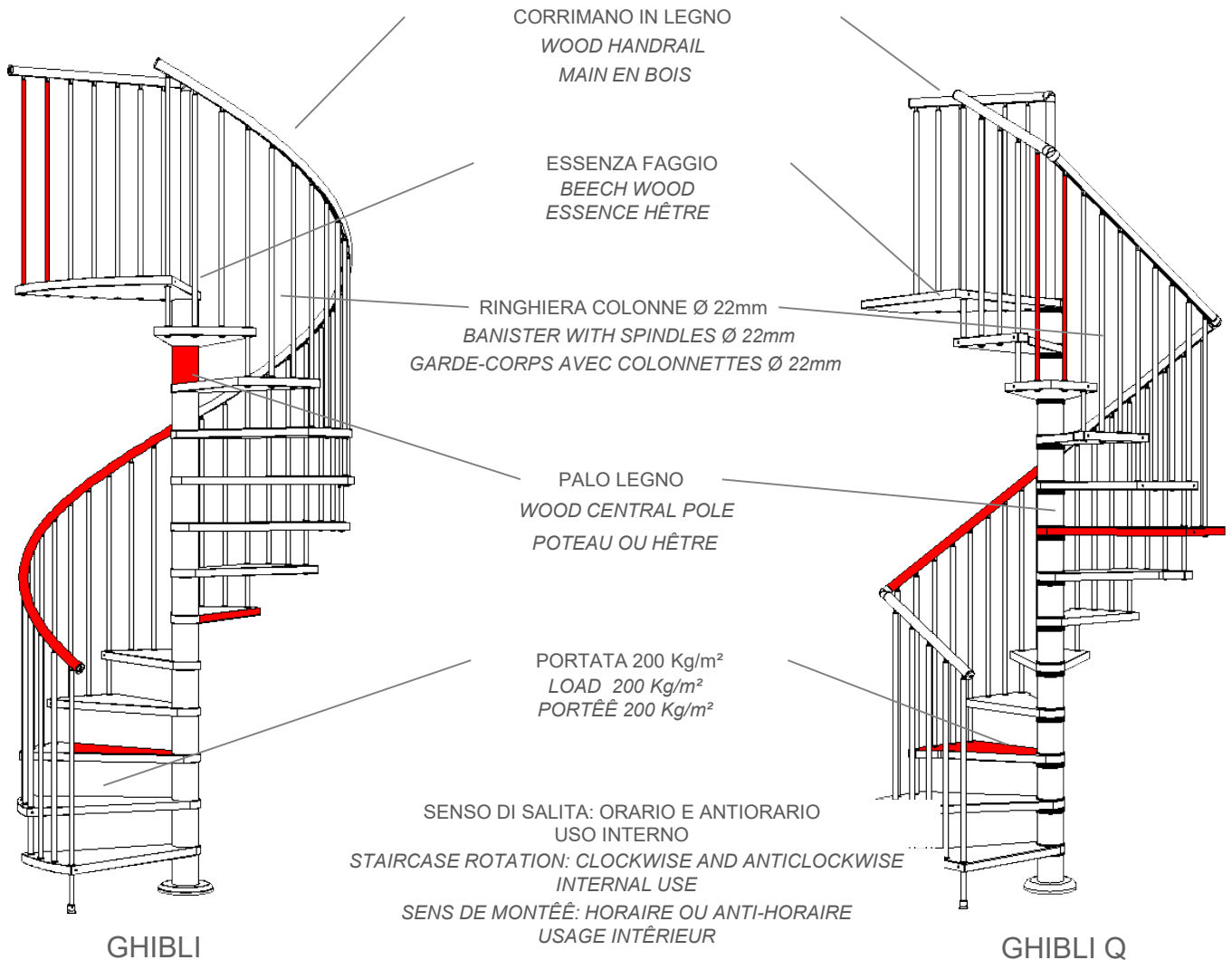
ALTEZZE E NUMERO GRADINI, FLOOR HEIGHTS AND TREADS NUMBER, HAUTEURS ET NOMBRE DES MARCHES - G11 ÷ G...



MIN 205 ÷ MAX 240

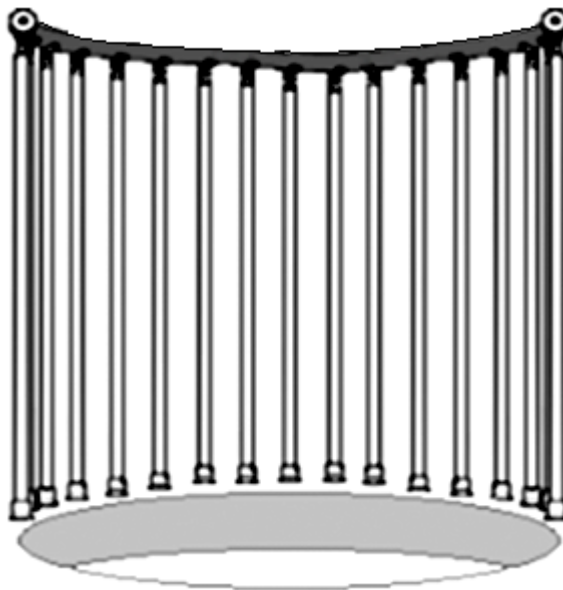
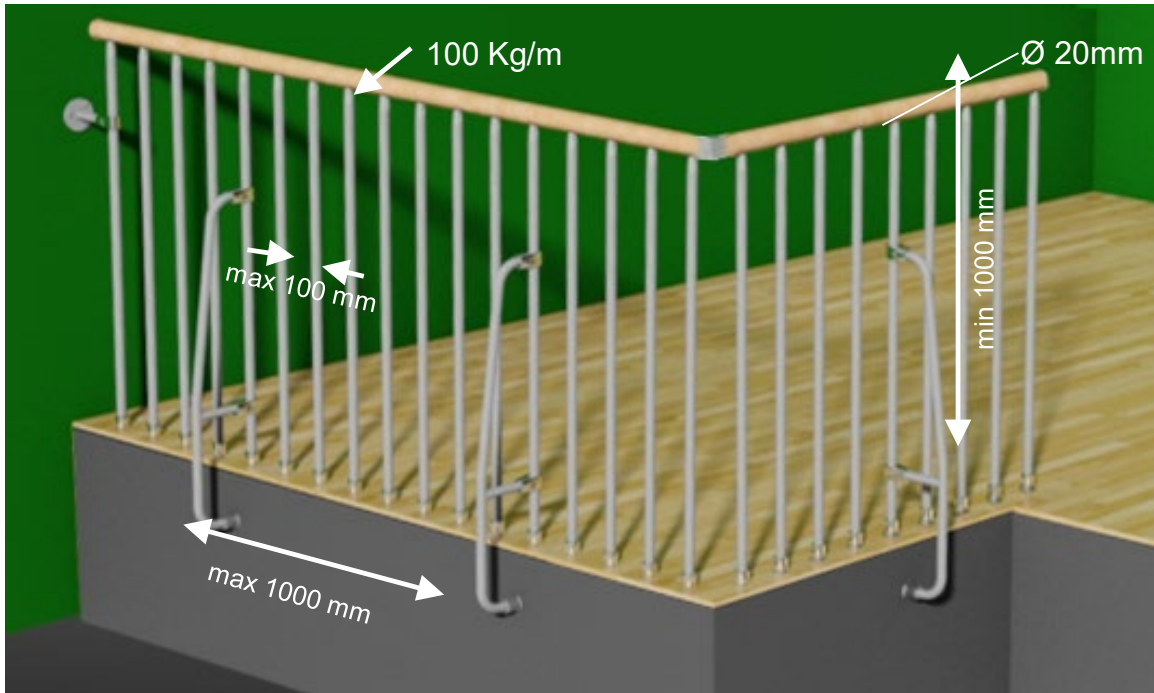


CARATTERISTICHE, FEATURES, CARACTÉRISTIQUES



GHIBLI

BALAUSTRE PROTEZIONE FORO, FLOOR PROTECTION BALUSTRADE, GARDE-CORPS ÉTAGE POUR LA TRÊMIE



CORRIMANO LEGNO – Wood handrail - Main courante en bois

COLORS

Faggio, Beech, Hêtre, Buche, Haya




252
Noce medio
Light chestnut
Nussbaumholz
Noyer moyen
Nogal medio

253
Naturale
Natural
Naturbuchenholz
Couleur naturelle
Natural

258
Rovere
Oak
Eichenholz
Couleur rouvre
Roble

287
Ciliegio
Cherry stain
Kirschholz
Couleur cerisier
Color cerezo




289
Doussié
Doussié
Doussié
Doussié
Doussié

311
Sbiancato
Whitened wood
Bleichesholz
Blanchi
Madera blanqueada

312
Wenghè
Wenghè
Wenghè
Wenghè
Wenghè

400
Grigio
Grey
Grau
Gris
Gris



410
Cacao
Cacao
Kakao
Cacao
Cacao

420
Sabbia
Sand
Sandfarben
Sable
Arena

430
Tortora
Dove grey
Taubengrau
Gris tourterelle
Gris ceniciento

305S
Bianco
White
Weiß
Blanc
Blanco

390S
Nero
Black
Schwarz.
Noir
Negro



401DEC
Grigio
Grey
Grau
Gris
Gris

411DEC
Cacao
Cacao
Kakao
Cacao
Cacao

421DEC
Sabbia
Sand
Sandfarben
Sable
Arena

431DEC
Tortora
Dove grey
Taubengrau
Gris tourterelle
Gris ceniciento

COLORS

Trattamenti del legno - Wood treatments - Traitements du bois



OPTIONAL
 Trattamento spazzolato
 Brushed treatment,
 Traitement brossé,
 Gebürstetes Behandlung,
 tratamiento cepillado



OPTIONAL
 Tinta a campione,
 Sample color,
 Tinte à échantillon,
 Farbe nach Muster,
 Muestra de color

Metal




90 RG
 Bianco raggrinzato
 Wrinkled White
 Granité Blanc
 Runzlig Weiss
 Blanco arrugado



95 RG
 Nero raggrinzato
 Wrinkled Black
 Noir granité
 Schwarz runzlig
 Negro arrugado




97 RG
 Grigio raggrinzato
 Wrinkled Grey
 Gris granité
 Grau runzlig
 Gris arrugado



7015
 Grigio
 Grey
 Gris
 Grau
 Gris



RAL 6026
 Verde
 Green
 Vert
 Grün
 Verde



Cromato lucido
 Chromé
 Chromium-plated
 Verchromt
 Cromado