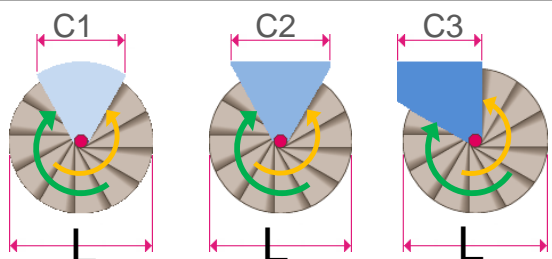


DIABILE

DIAMETRI E PIANEROTTOLI, DIAMETERS AND LANDINGS, DIAMÈTRES ET PALIERS



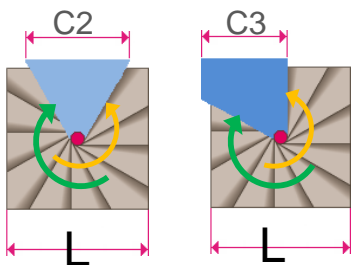
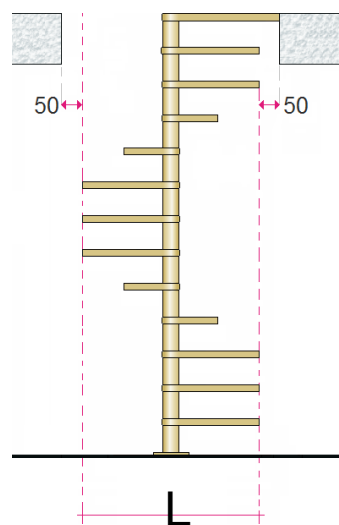
Diametri disponibili, senso di salita, forme e possibili pianerottoli d'arrivo con dimensione d'uscita per scale a pianta circolare e a pianta quadra.

Available diameters, staircase rotation, shapes and possible arrival landings with exit dimension for round and well staircases.

Diamètres disponibles, sens de rotation, formes et possibles paliers d'arrivée avec dimension de sortie pour escaliers ronds ou carrés.

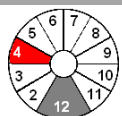
L	C1	C2	C3
1100	622	729	601
1200	675	787	649
1300	722	846	696
1400	773	904	743
1500	823	962	791
1600	873	1021	838
1700	924	1080	886
1800	973	1134	956
1900	1023	1193	1012
2000	1073	1251	1040

FORO, WELL, TRÉMIE

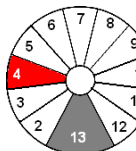


L	C2	C3
1100	729	601
1200	787	649
1300	846	696
1400	904	743
1500	962	791
1600	1021	838

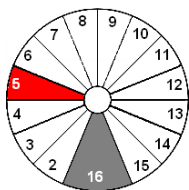
APERTURA GRADINI, TREADS OPENING, OUVERTURE DES MARCHES



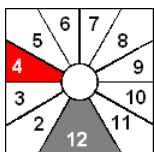
L 1100 ÷ 1300
Y = 30°



L 1400 ÷ 1600
Y = 27°

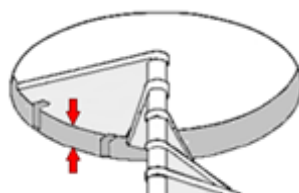


L 1700 ÷ 1800
Y = 25,5°
L 1900 ÷ 2000
Y = 22,5°

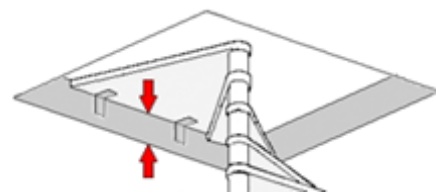


Ø 1400 ÷ 1600
Y = 30°

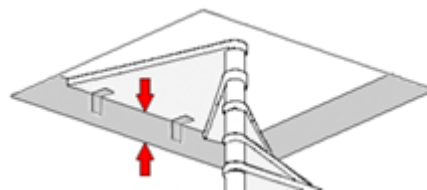
FISSAGGIO ARRIVO SBARCO, FIXING OF THE ARRIVAL LANDING, FIXATION DU PALIER D'ARRIVÉE



MIN 210



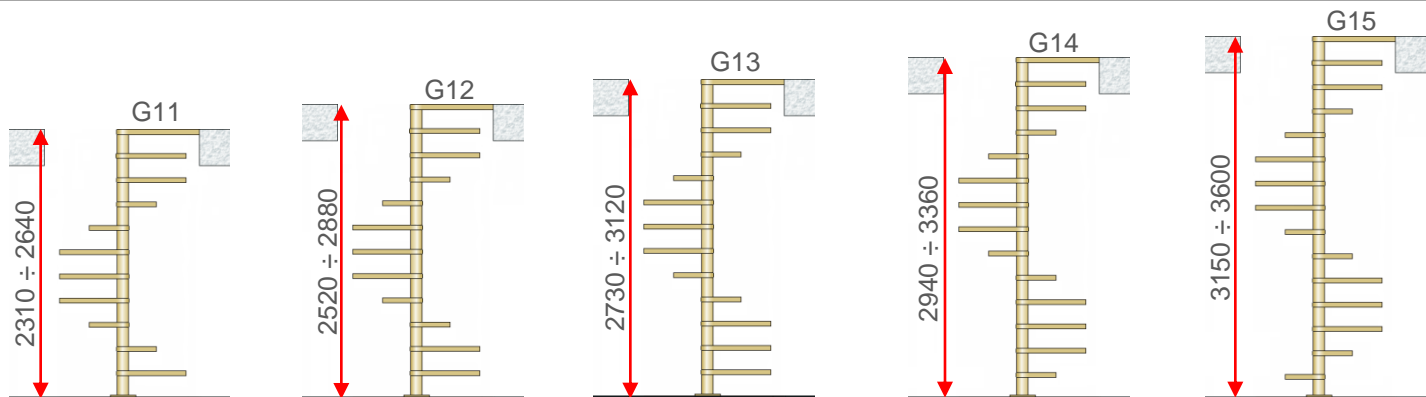
MIN 210



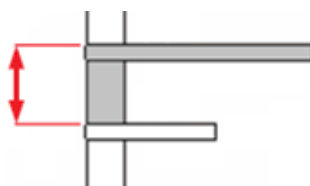
MIN 210

DIABILE

ALTEZZE E NUMERO GRADINI, FLOOR HEIGHTS AND TREADS NUMBER, HAUTEURS ET NOMBRE DES MARCHES - G11 ÷ G...



MIN 205 ÷ MAX 240



CARATTERISTICHE, FEATURES, CARACTÉRISTIQUES

CORRIMANO LEGNO O ACCIAIO MODULARE
WOOD HANDRAIL OR MODULAR STEEL
MAIN COURANTE EN BOIS OU ACIER MODULAIRE

ESSENZA FAGGIO O ROVERE
BEECH OR OAK WOOD
ESSENCE HÊTRE OU ROUVRE

RINGHIERA IN ACCIAIO CROMATO CON
COLONNE Ø 30mm E TONDINI Ø 8mm
STEEL CHROME BANISTER WITH SPINDLES
Ø 30mm AND RODS Ø 8mm

GARDE-CORPS EN ACIER CHROMÉ AVEC
COLONNETTES Ø 30mm ET TIGES Ø 8mm

PALO LEGNO O METAL
WOOD OR METAL CENTRAL POLE
POTEAU EN BOIS OU MÉTAL

PORTATA 200 Kg/m²
LOAD 200 Kg/m²
PORTÉE 200 Kg/m²

SENSO DI SALITA: ORARIO E ANTIORARIO
USO INTERNO
STAIRCASE ROTATION: CLOCKWISE AND ANTICLOCKWISE
INTERNAL USE


SENS DE MONTÉE: HORAIRE OU ANTI-HORAIRE
USAGE INTÉRIEUR

DIABILE T

DIABILE Q

DIABILE

BALAUSTRE PROTEZIONE FORO, FLOOR PROTECTION BALUSTRADE, GARDE-CORPS ÉTAGE POUR LA TRÉMIE



CORRIMANO LEGNO – Wood handrail - Main courante en bois



CORRIMANO ELICOIDALE IN LEGNO MODULARE
HELICOIDAL HANDRAIL MADE OF MODULAR WOOD
MAIN COURANTE HÉLICOÏDALE EN BOIS MODULAIRE

DIABILE

COLORS - Faggio, Beech, Hêtre, Buche, Haya



252
Noce medio
Light chestnut
Nussbaumholz
Noyer moyen
Nogal medio

253
Naturale
Natural
Naturbuchenholz
Couleur naturelle
Natural

258
Rovere
Oak
Eichenholz
Couleur rouvre
Roble

287
Ciliegio
Cherry stain
Kirschholz
Couleur cerisier
Color cerezo




289
Doussié
Doussié
Doussié
Doussié
Doussié

311
Sbiancato
Whitened wood
Bleichesholz
Blanchi
Madera blanqueada

312
Wenghè
Wenghè
Wenghè
Wenghè
Wenghè

400
Grigio
Grey
Grau
Gris
Gris



410
Cacao
Cacao
Kakao
Cacao
Cacao

420
Sabbia
Sand
Sandfarben
Sable
Arena

430
Tortora
Dove grey
Taubengrau
Gris tourterelle
Gris ceniciento

305S
Bianco
White
Weiß
Blanc
Blanco

390S
Nero
Black
Schwarz.
Noir
Negro



401DEC
Grigio
Grey
Grau
Gris
Gris


411DEC
Cacao
Cacao
Kakao
Cacao
Cacao

421DEC
Sabbia
Sand
Sandfarben
Sable
Arena

431DEC
Tortora
Dove grey
Taubengrau
Gris tourterelle
Gris ceniciento

DIABILE

COLORS - Rovere, Oak, Chêne, Eichen, Roble




252
Noce medio
Light chestnut
Nussbaumholz
Noyer moyen
Nogal medio

253
Naturale
Natural
Naturbuchenholz
Couleur naturelle
Natural

287
Ciliegio
Cherry stain
Kirschholz
Couleur cerisier
Color cerezo

289
Doussié
Doussié
Doussié
Doussié
Doussié



311
Sbiancato
Whitened wood
Bleichesholz
Blanchi
Madera blanqueada

312
Wenghè
Wenghè
Wenghè
Wenghè
Wenghè

400
Grigio
Grey
Grau
Gris
Gris

410
Cacao
Cacao
Kakao
Cacao
Cacao



420
Sabbia
Sand
Sandfarben
Sable
Arena

430
Tortora
Dove grey
Taubengrau
Gris tourterelle
Gris ceniciento

305S
Bianco
White
Weiß
Blanc
Blanco

390S
Nero
Black
Schwarz.
Noir
Negro



401DEC
Grigio
Grey
Grau
Gris
Gris

411DEC
Cacao
Cacao
Kakao
Cacao
Cacao

421DEC
Sabbia
Sand
Sandfarben
Sable
Arena

431DEC
Tortora
Dove grey
Taubengrau
Gris tourterelle
Gris ceniciento

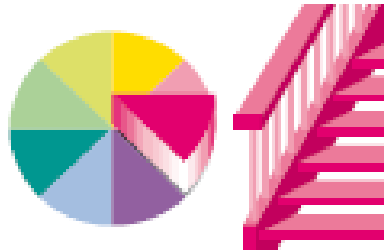
DIABLE

COLORS – trattamenti del legno



OPTIONAL

Trattamento spazzolato
Brushed treatment,
Traitement brossé,
Gebürstetes Behandlung,
tratamiento cepillado



OPTIONAL

Tinta a campione,
Sample color,
Tinte à échantillon,
Farbe nach Muster,
Muestra de color

COLORS – metal



Cromato lucido
Chromé
Chromium-plated
Verchromt
Cromado