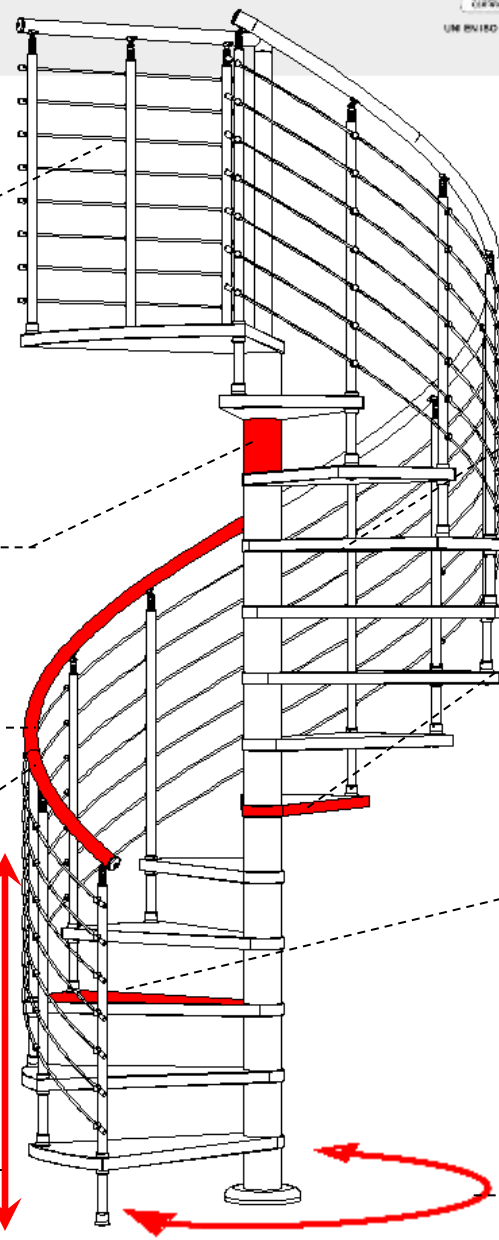


mm.

	1100	1200	1300	1400	1500	1600	1700	1800	1900	2000	2100
	622	675	722	773	823	873	924	973	1023	1073	1123
	729	787	846	904	962	1021	1080	1134	1193	1251	1090
	601	649	696	743	791	838	886	956	1012	1040	1310
<i>VALORI IN MILLIMETRI, VALUES IN MILLIMETERS, LES VALEURS EN MILLIMETRES</i>											





GLASS

CHROME

CHROME

100 Kg/m

900

31,5

400 Kg/m²

**1220
1420
1620**

- Legenda
- Key
- Légende
- Zeichenerklärung
- Leyenda

- a: alzata
- a: riser
- a: Hauteur
- a: Tritthöhe/Steigung
- a: Contrahuella

- P: pedata
- P: step
- P: giron
- P: Trittfläche
- P: huella

- G: gradino
- G: tread
- G: Marche
- G: Stufe
- G: Peldano

- H: altezza
- H: high
- H: Hauteur
- H: Hoehe
- H: Altura



Diable Glass

spiral series

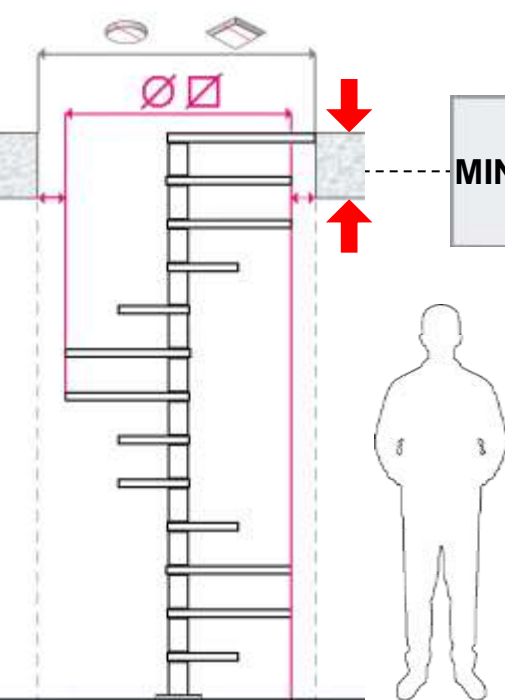
03_details



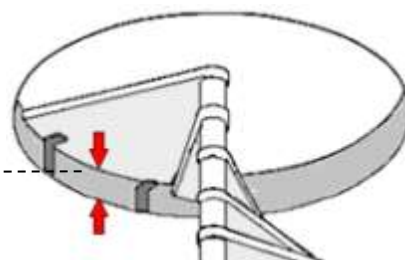
www.mobirolo.it

	1010 ÷ 1100	1110 ÷ 1200	1210 ÷ 1300	1310 ÷ 1400	1410 ÷ 1500	1510 ÷ 1600	1610 ÷ 1700	1710 ÷ 1800	1810 ÷ 1900	1910 ÷ 2000	2010 ÷ 2100
		1100	1200	1300	1400	1500	1600	1700	1800	1900	2000
<i>VALORI IN MILLIMETRI, VALUES IN MILLIMETERS, LES VALEURS EN MILLIMETRES</i>											

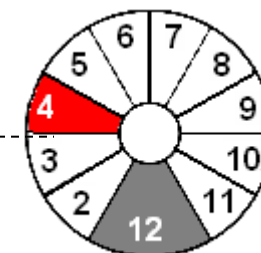
mm.



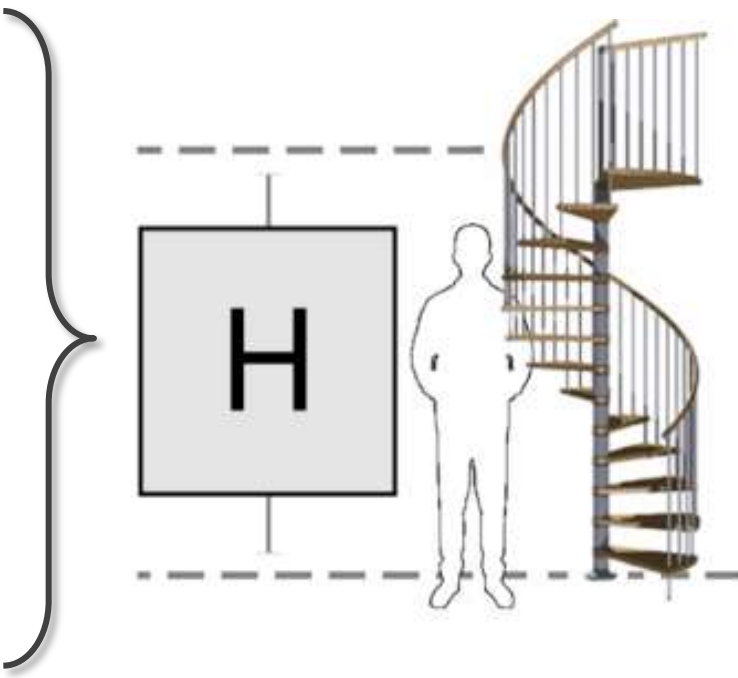
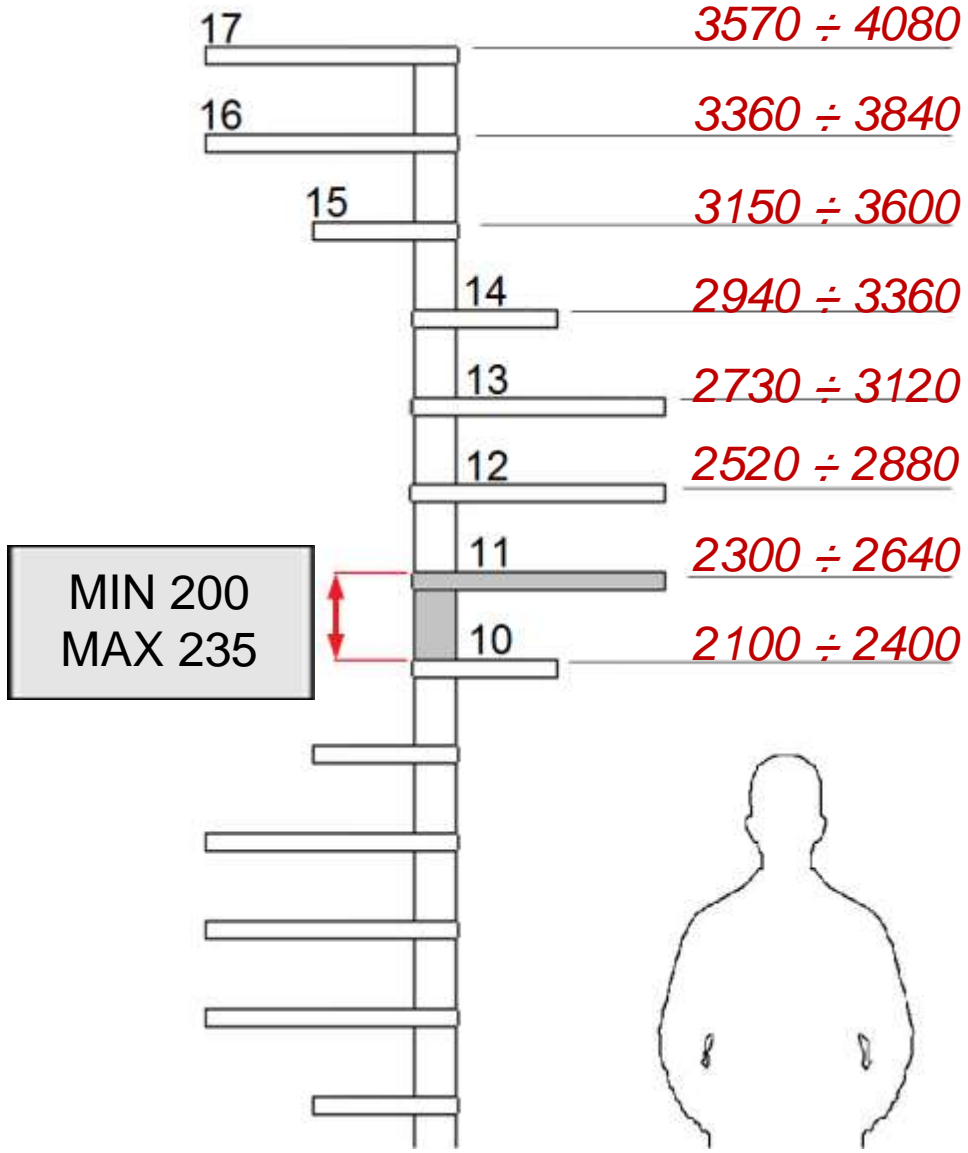
MIN 210



1220
1420
1620 30°



04_details




Diable Glass

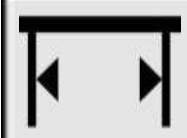
spiral series

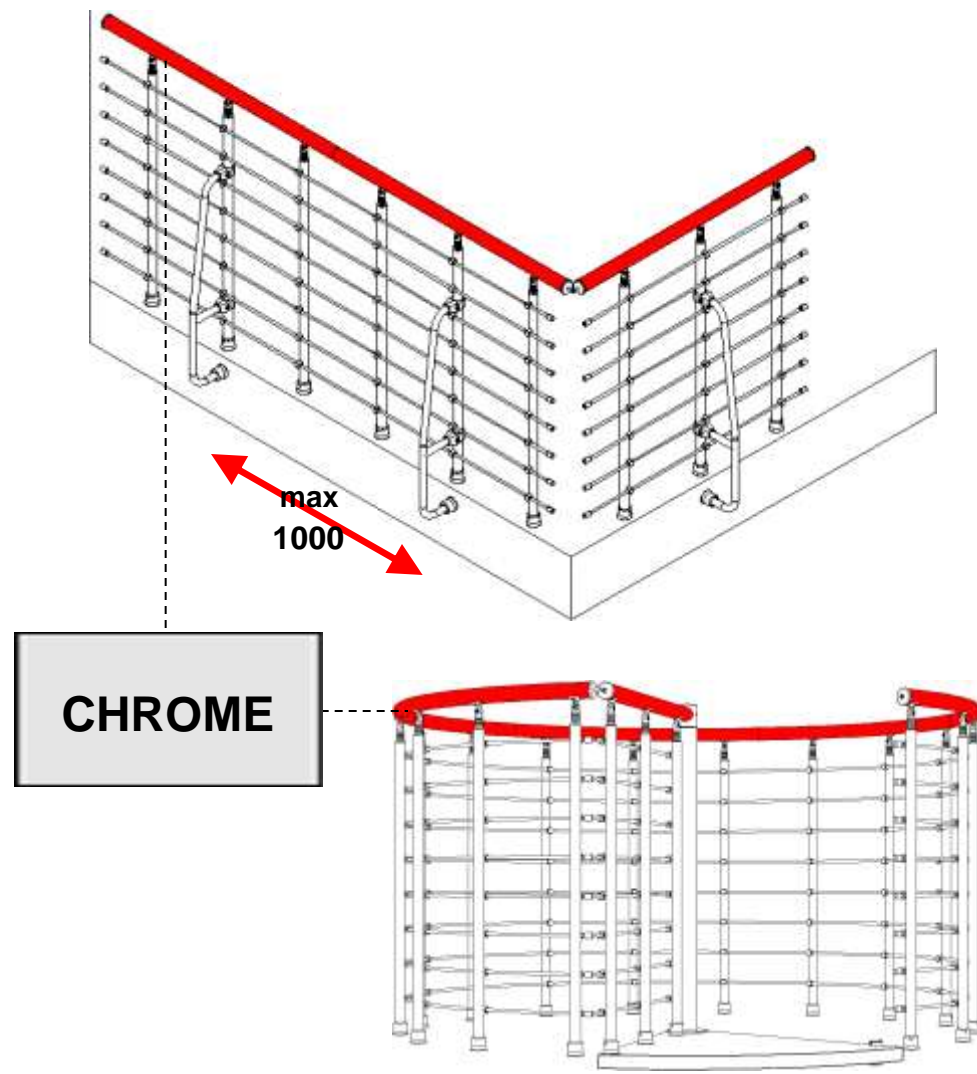
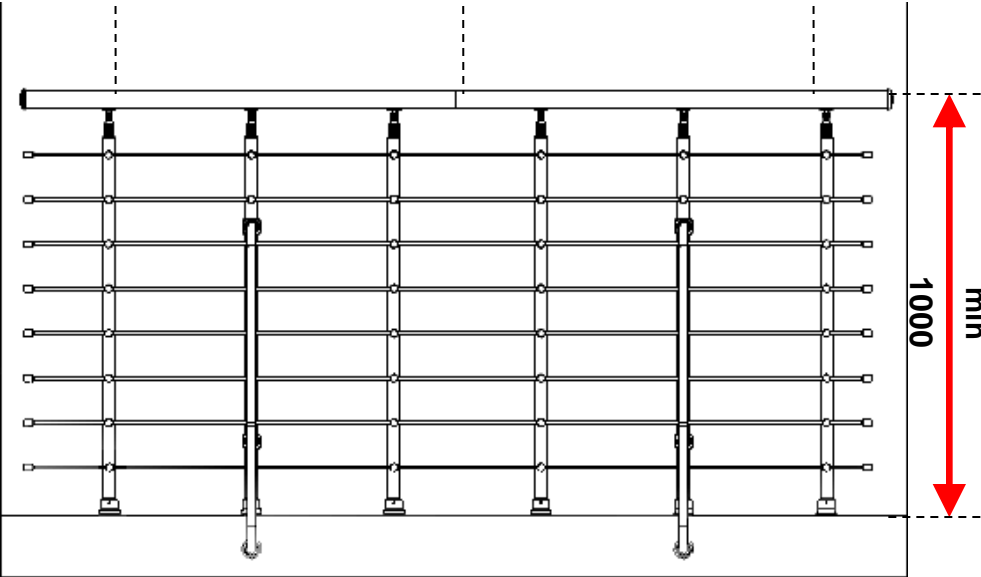
05_details



 **100 Kg/m**

CHROME

 **100 max**



METAL COLORS



Cromo

- Lucido (solo per ringhiera)
- Chromium-plated (only for banister)
- Verchromt (nur für Geländer)
- Chromé (seulement pour Garde-Corps escalier)
- Cromado (solo per barandile)

GLASS COLORS


C0001

- Cristallo bianco latte
- Milky white crystal
- Milchweiss Kristall
- Cristal blanc de lait
- Cristal bianco leche



C0002

- Cristallo
- Crystal
- Kristall
- Cristal
- Cristal



C0003

- Cristallo grigio fumé
- Grey-fumé crystal
- Cristal gris fumé
- Cristal gris fumé
- Grau fumé Kristall

