
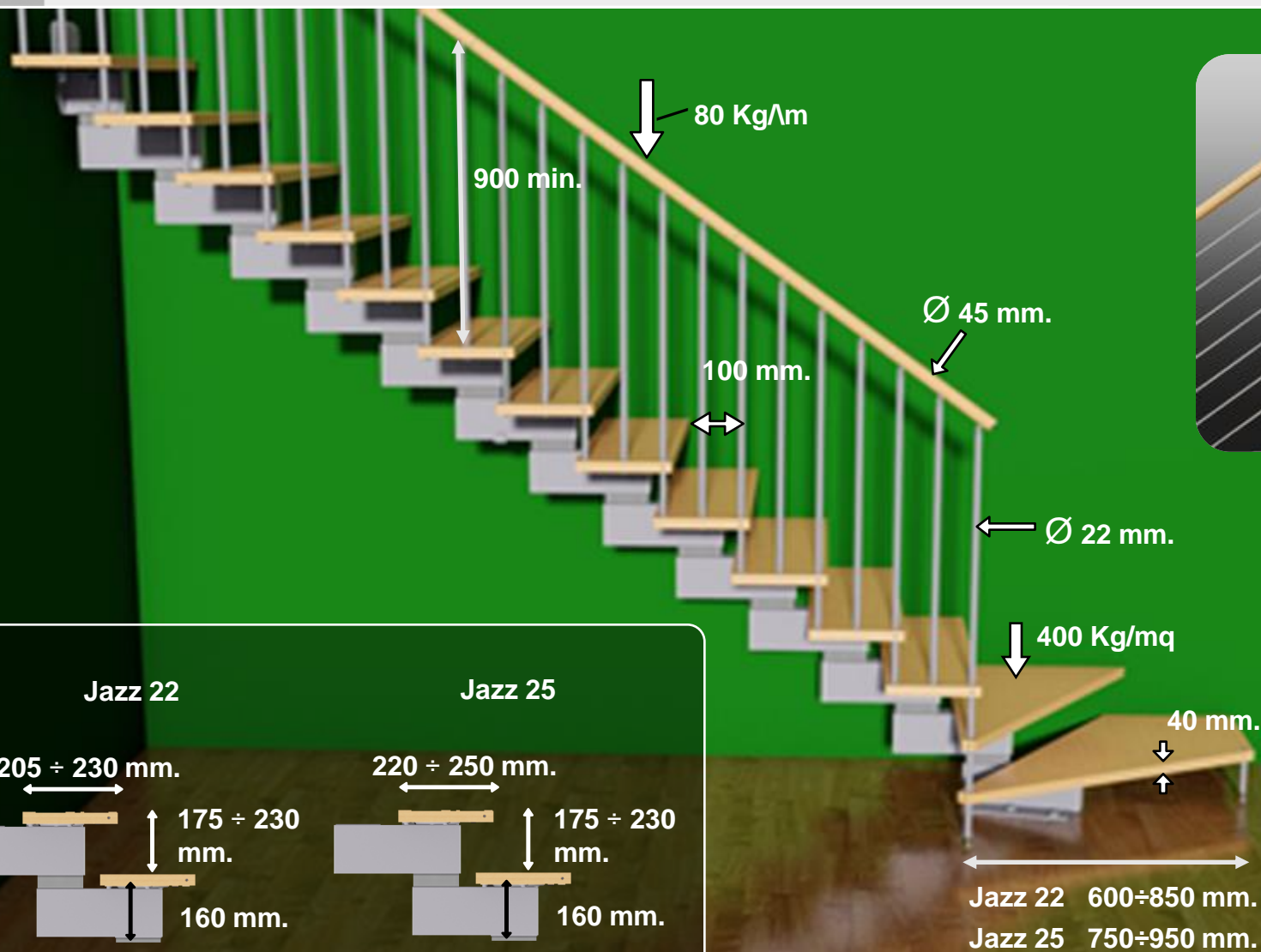


## Forme · Formes · Shapes · Formen · Formas



	G10	G11	G12	G13	G14	G15	G16	G17
	h	h	h	h	h	h	h	h
	1925	2100	2275	2450	2625	2800	2975	3150
	2325	2540	2755	2970	3185	3400	3615	3830





**Jazz 22**

**Jazz 25**

205 ÷ 230 mm.



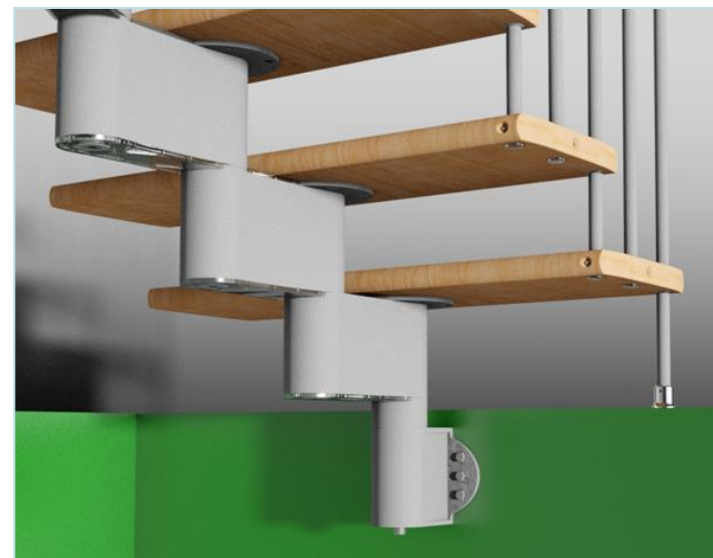
220 ÷ 250 mm.

175 ÷ 230  
mm.

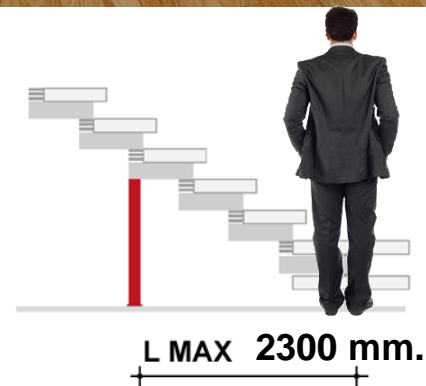
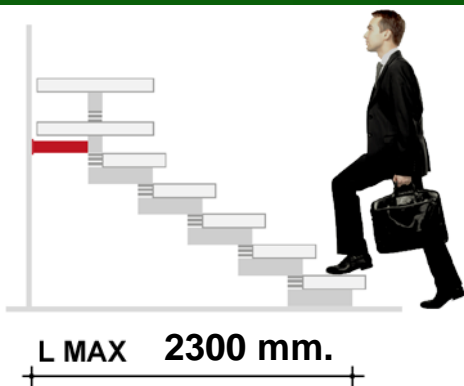

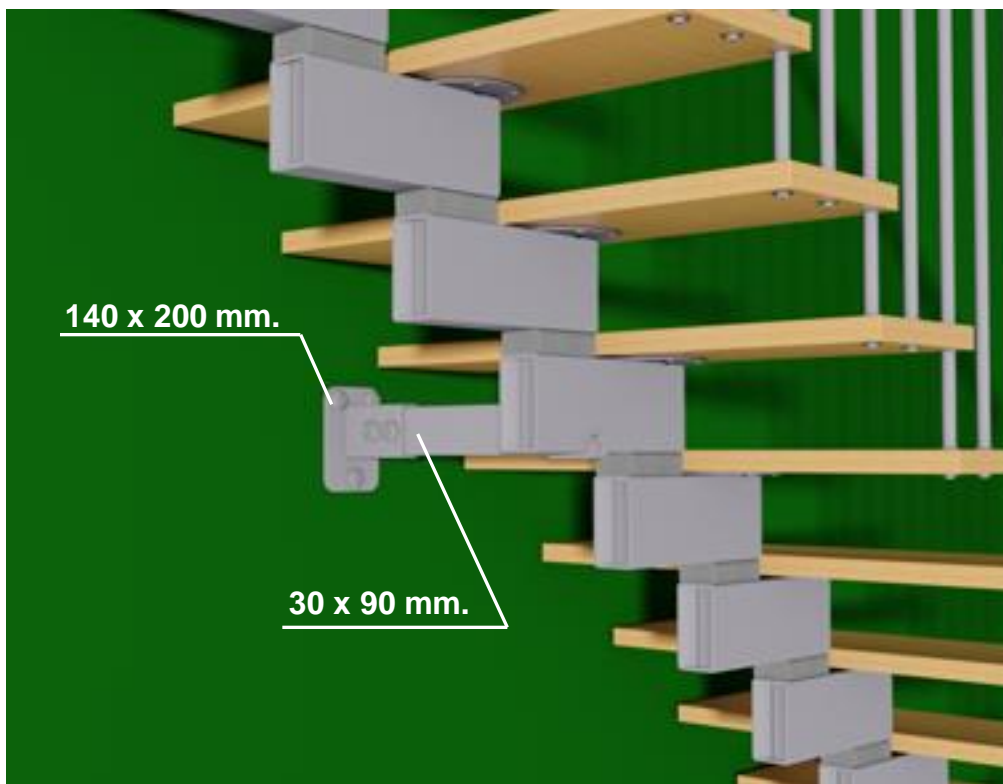
175 ÷ 230  
mm.

160 mm.

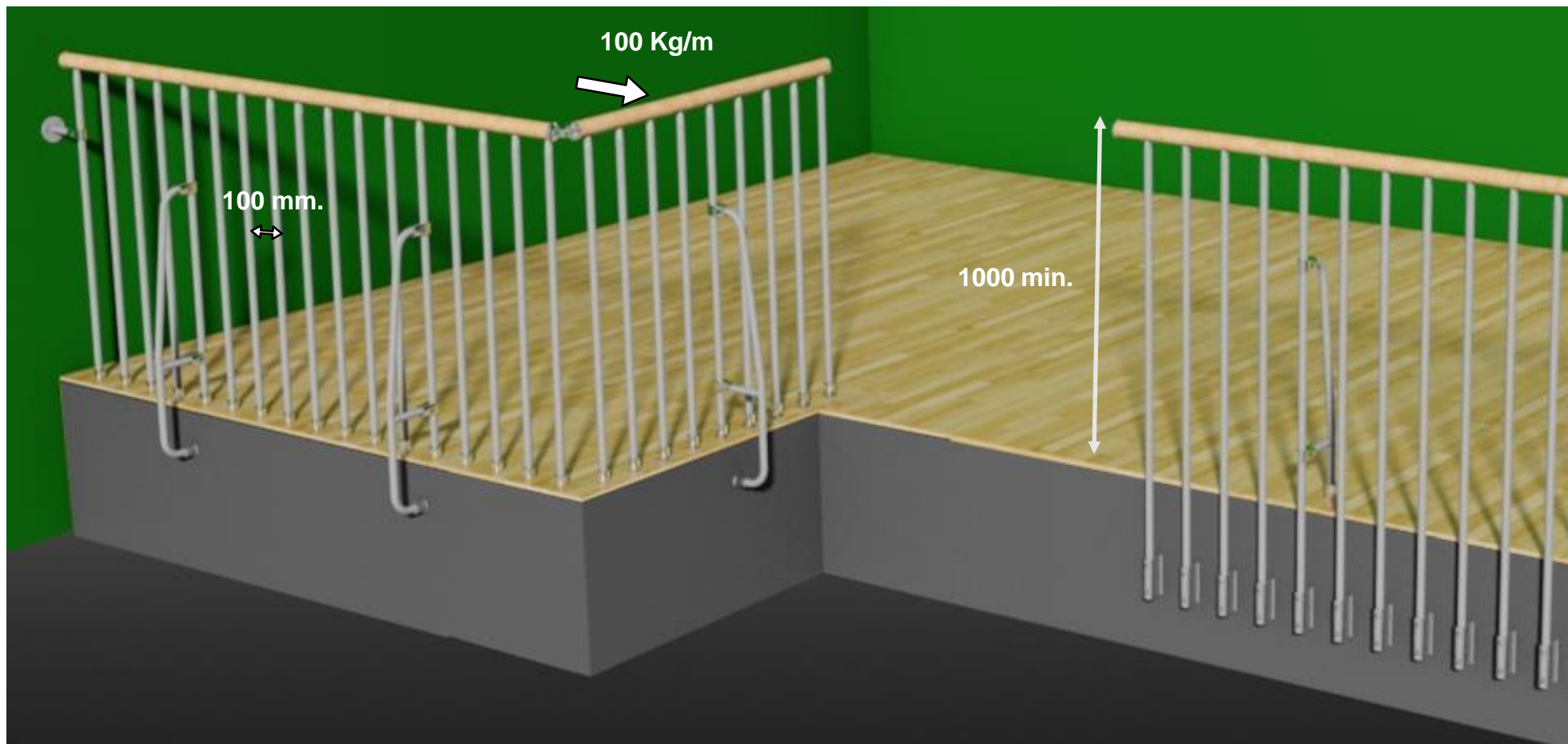
160 mm.



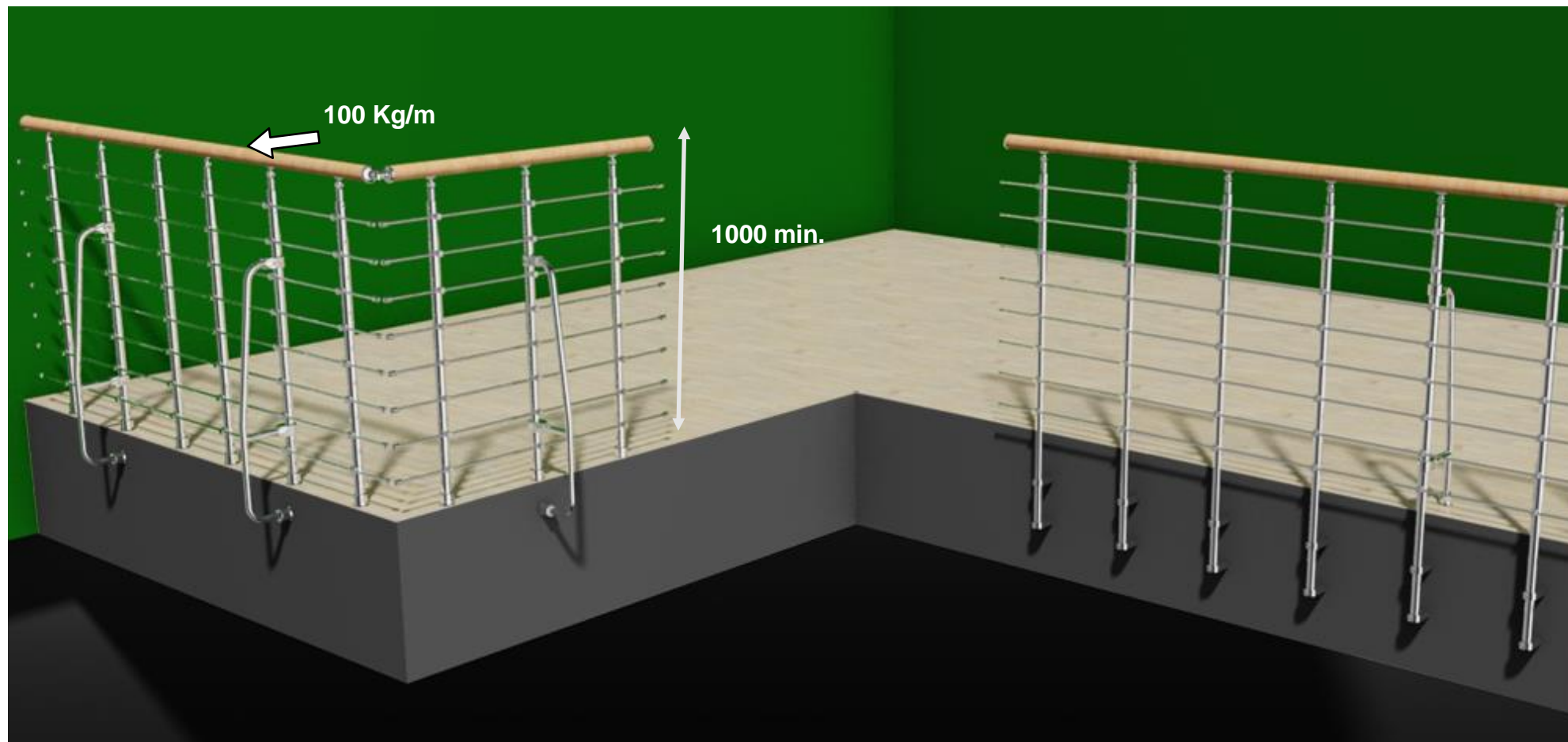







## SC



# CHROME



## OPTIONAL





## COLORS - Faggio, Beech, Hêtre, Buche, Haya

									
<b>252</b> Noce medio Beech/light chestnut. Buche/Nussbaumholz.	<b>253</b> Naturale Beech/natural. Buche/Naturbuchenholz.	<b>258</b> Rovere Beech/oak. Buche/Eichenholz.	<b>287</b> Ciliegio Beech/cherry stain. Buche/Kirschholz.	<b>289</b> Doussié Beech/doussié. Buche/Doussié.	<b>311</b> Sbiancato Fir/whitened wood. Fichte/Bleichholz.	<b>312</b> Wenghè Fir/wenghè. Fichte/Wenghè.	<b>400</b> Grigio Fir/grey. Fichte/grau.	<b>410</b> Cacao Cacao. Kakao.	<b>420</b> Sabbia Sand. Sandfarben.
									
<b>430</b> Tortora Dove grey. Taubengrau.	<b>401 DEC</b> Grigio Beech/grey. Buche/grau.	<b>411 DEC</b> Cacao Cacao. Kakao.	<b>421 DEC</b> Sabbia Sand. Sandfarben.	<b>431 DEC</b> Tortora Dove grey. Taubengrau.					

## METAL COLORS

		
<b>RAL 9001</b> Bianco White Weiss Blanc Blanco	<b>95 RG</b> Raggrinzato Wrinkled black Schwarz runzlig Noir granité Negro arrugado	<b>97 RG</b> Grigio raggrinzato Wrinkled Grey Gruu runzlig Gris granité Gris arrugado