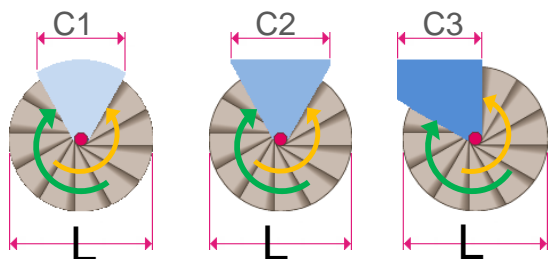


## DIABILE

DIAMETRI E PIANEROTTOLI, DIAMETERS AND LANDINGS, DIAMÈTRES ET PALIERS



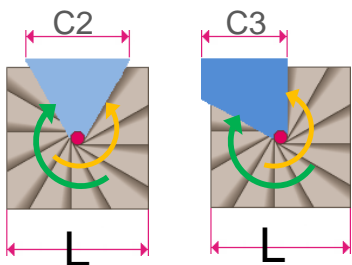
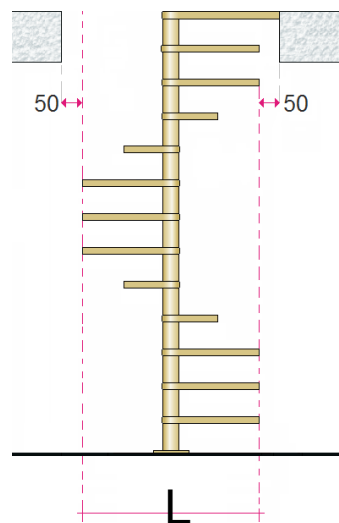
Diametri disponibili, senso di salita, forme e possibili pianerottoli d'arrivo con dimensione d'uscita per scale a pianta circolare e a pianta quadra.

Available diameters, staircase rotation, shapes and possible arrival landings with exit dimension for round and well staircases.

Diamètres disponibles, sens de rotation, formes et possibles paliers d'arrivée avec dimension de sortie pour escaliers ronds ou carrés.

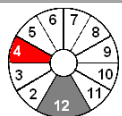
L	C1	C2	C3
1100	622	729	601
1200	675	787	649
1300	722	846	696
1400	773	904	743
1500	823	962	791
1600	873	1021	838
1700	924	1080	886
1800	973	1134	956
1900	1023	1193	1012
2000	1073	1251	1040

FORO, WELL, TRÉMIE



L	C2	C3
1100	729	601
1200	787	649
1300	846	696
1400	904	743
1500	962	791
1600	1021	838

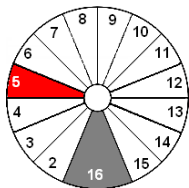
APERTURA GRADINI, TREADS OPENING, OUVERTURE DES MARCHES



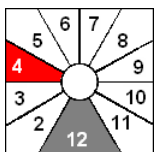
L 1100 ÷ 1300  
Y = 30°



L 1400 ÷ 1600  
Y = 27°

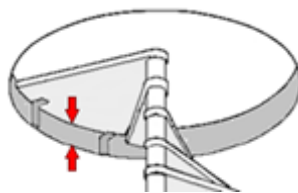


L 1700 ÷ 2000  
Y = 22,5°

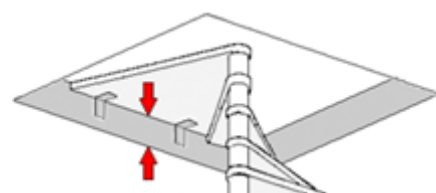


Ø 1400 ÷ 1600  
Y = 30°

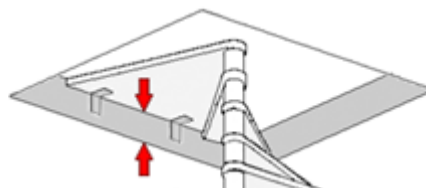
FISSAGGIO ARRIVO SBARCO, FIXING OF THE ARRIVAL LANDING, FIXATION DU PALIER D'ARRIVÉE



MIN 210



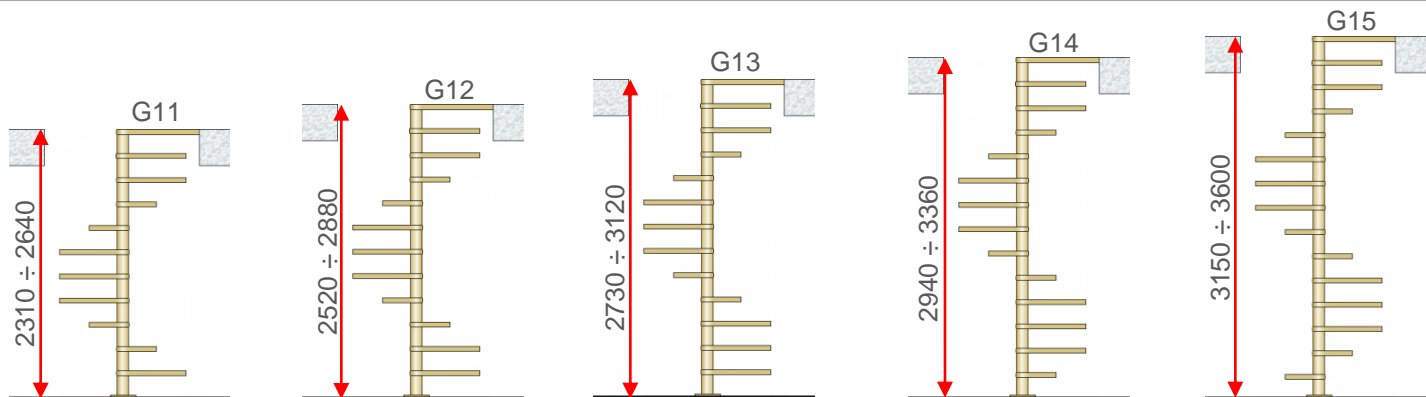
MIN 210



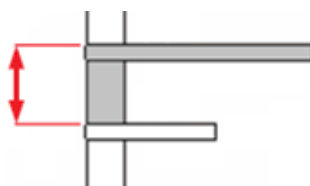
MIN 210

## DIABILE

ALTEZZE E NUMERO GRADINI, FLOOR HEIGHTS AND TREADS NUMBER, HAUTEURS ET NOMBRE DES MARCHES - G11 ÷ G...



MIN 205 ÷ MAX 240



### CARATTERISTICHE, FEATURES, CARACTÉRISTIQUES

CORRIMANO LEGNO O ACCIAIO MODULARE  
WOOD HANDRAIL OR MODULAR STEEL  
MAIN COURANTE EN BOIS OU ACIER MODULAIRE

ESSENZA FAGGIO O ROVERE  
BEECH OR OAK WOOD  
ESSENCE HÊTRE OU ROUVRE

RINGHIERA IN ACCIAIO CROMATO CON COLONNE Ø 30mm E TONDINI Ø 8mm  
STEEL CHROME BANISTER WITH SPINDLES Ø 30mm AND RODS Ø 8mm  
GARDE-CORPS EN ACIER CHROMÉ AVEC COLONNETTES Ø 30mm ET TIGES Ø 8mm

PALO LEGNO O METAL  
WOOD OR METAL CENTRAL POLE  
POTEAU EN BOIS OU MÉTAL

PORTATA 200 Kg/m<sup>2</sup>  
LOAD 200 Kg/m<sup>2</sup>  
PORTÉE 200 Kg/m<sup>2</sup>

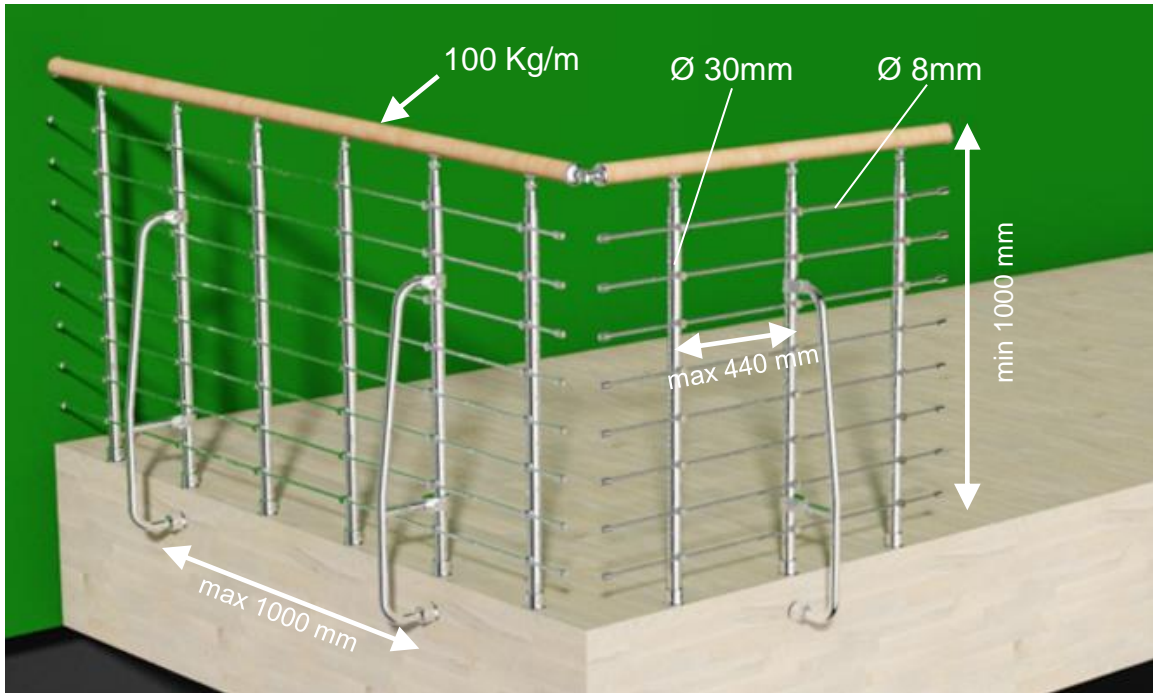
SENSO DI SALITA: ORARIO E ANTIORARIO  
USO INTERNO  
STAIRCASE ROTATION: CLOCKWISE AND ANTICLOCKWISE  
INTERNAL USE  
SENS DE MONTÉE: HORAIRE OU ANTI-HORAIRE  
USAGE INTÉRIEUR

DIABILE T

DIABILE Q

## DIABILE

BALAUSTRE PROTEZIONE FORO, FLOOR PROTECTION BALUSTRADE, GARDE-CORPS ÉTAGE POUR LA TRÉMIE



CORRIMANO LEGNO – Wood handrail - Main courante en bois



CORRIMANO ELICOIDALE IN LEGNO MODULARE  
HELICOIDAL HANDRAIL MADE OF MODULAR WOOD  
MAIN COURANTE HÉLICOÏDALE EN BOIS MODULAIRE

# DIABILE

COLORS - Faggio, Beech, Hêtre, Buche, Haya



252  
Noce medio  
Light chestnut  
Nussbaumholz  
Noyer moyen  
Nogal medio

253  
Naturale  
Natural  
Naturbuchenholz  
Couleur naturelle  
Natural

258  
Rovere  
Oak  
Eichenholz  
Couleur rouvre  
Roble

287  
Ciliegio  
Cherry stain  
Kirschholz  
Couleur cerisier  
Color cerezo



289  
Doussié  
Doussié  
Doussié  
Doussié  
Doussié

311  
Sbiancato  
Whitened wood  
Bleichesholz  
Blanchi  
Madera blanqueada

312  
Wenghè  
Wenghè  
Wenghè  
Wenghè  
Wenghè

400  
Grigio  
Grey  
Grau  
Gris  
Gris



410  
Cacao  
Cacao  
Kakao  
Cacao  
Cacao

420  
Sabbia  
Sand  
Sandfarben  
Sable  
Arena

430  
Tortora  
Dove grey  
Taubengrau  
Gris tourterelle  
Gris ceniciento

305S  
Bianco  
White  
Weiß  
Blanc  
Blanco

390S  
Nero  
Black  
Schwarz.  
Noir  
Negro



401DEC  
Grigio  
Grey  
Grau  
Gris  
Gris

411DEC  
Cacao  
Cacao  
Kakao  
Cacao  
Cacao

421DEC  
Sabbia  
Sand  
Sandfarben  
Sable  
Arena

431DEC  
Tortora  
Dove grey  
Taubengrau  
Gris tourterelle  
Gris ceniciento

# DIABLE

COLORS - Rovere, Oak, Chêne, Eichen, Roble




252  
Noce medio  
Light chestnut  
Nussbaumholz  
Noyer moyen  
Nogal medio

253  
Naturale  
Natural  
Naturbuchenholz  
Couleur naturelle  
Natural

287  
Ciliegio  
Cherry stain  
Kirschholz  
Couleur cerisier  
Color cerezo

289  
Doussié  
Doussié  
Doussié  
Doussié  
Doussié




311  
Sbiancato  
Whitened wood  
Bleichesholz  
Blanchi  
Madera blanqueada

312  
Wenghè  
Wenghè  
Wenghè  
Wenghè  
Wenghè

400  
Grigio  
Grey  
Grau  
Gris  
Gris

410  
Cacao  
Cacao  
Kakao  
Cacao  
Cacao



420  
Sabbia  
Sand  
Sandfarben  
Sable  
Arena

430  
Tortora  
Dove grey  
Taubengrau  
Gris tourterelle  
Gris ceniciento

305S  
Bianco  
White  
Weiß  
Blanc  
Blanco

390S  
Nero  
Black  
Schwarz.  
Noir  
Negro



401DEC  
Grigio  
Grey  
Grau  
Gris  
Gris

411DEC  
Cacao  
Cacao  
Kakao  
Cacao  
Cacao

421DEC  
Sabbia  
Sand  
Sandfarben  
Sable  
Arena

431DEC  
Tortora  
Dove grey  
Taubengrau  
Gris tourterelle  
Gris ceniciento

## DIABLE

### COLORS – trattamenti del legno



#### OPTIONAL

Trattamento spazzolato  
Brushed treatment,  
Traitement brossé,  
Gebürstetes Behandlung,  
tratamiento cepillado



#### OPTIONAL

Tinta a campione,  
Sample color,  
Tinte à échantillon,  
Farbe nach Muster,  
Muestra de color

### COLORS – metal



Cromato lucido  
Chromé  
Chromium-plated  
Verchromt  
Cromado